





Converters and gateway

	Serial converter		Ethernet gateway	M-bus converter
Types	SIU-PC2	SIU-PC3	SIU-TCP2	VMU-B
				
Dimensions HxWxD (mm)	Front: 100 x 67	Front: 60 x 37.5	Front: 78 x 65	Front: 90 x 17.5
Function	RS422 / RS485 to RS232 converter	RS422 / RS485 to USB converter	Ethernet to RS232 / 485 Gateway	Modbus to M-bus converter
Port 1				
Port connections	RS232 9-pole, female	USB type A	Ethernet, 10 / 100 Mbps RJ45	RS485
Baud rate	Max 230400 Baud	Max 961.6 kBaud	Max 230400 Baud	
Port 2				
Port connections	RS422, RS485 2-wire and 4-wire communication	RS232, RS485 2-wire communication	RS232, RS485 2-wire and 4-wire communication	M-bus
General specifications				
Power supply	12 to 30 VDC Suggested adapter: SPD12-101 (120 to 240 VAC/DC)	Self supplied by USB port	9 to 30 VDC AD5V1A: AC / DC power supply adapter (on request)	18 to 260 VAC/DC
Approvals / Marks	CE - FCC	CE - FCC	CE	CE
References				
	SIU PC2	SIU PC3	SIU TCP2	VMUBM1US1B1X01
	SIU PC2I (2kV insulated)			