Identification	Part number	Drawing	Dimensions in mm
Coding system with code pins standard 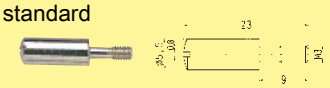 Han-Modular® 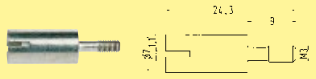	**09 30 000 9901**[1)] **09 14 000 9901**[1)]	for hoods/housings with one insert/one frame 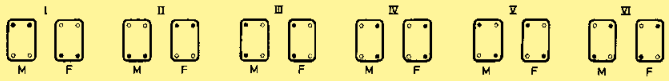 for hoods/housings with tho inserts/two frames 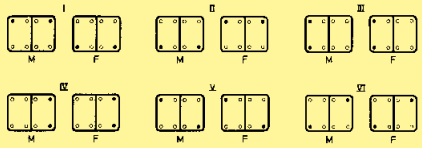 ● Code pin ○ Normal mounting screw	M - Male insert F - Female insert
Coding system with guide pins/ bushes standard Guide pin 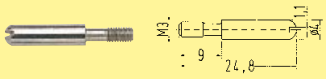 Guide bushing 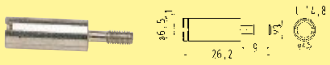 Han-Modular® Guide pin 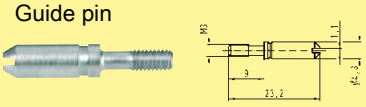 Guide bushing 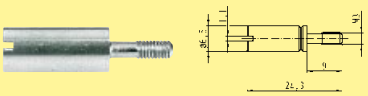	**09 33 000 9908**[1)] **09 33 000 9909**[1)] **09 14 000 9908**[1)] **09 14 000 9909**[1)]	This system is used to guard against angled coupling and decoupling of the connector. The maximum permitted angle according to DIN EN 175 301-801 is ± 5° (longitudinally). 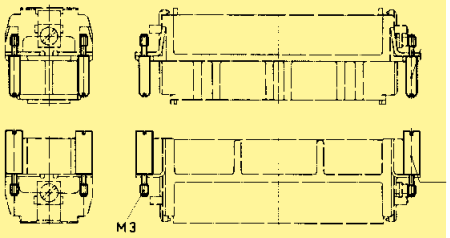 for hoods/housings with one insert/one frame 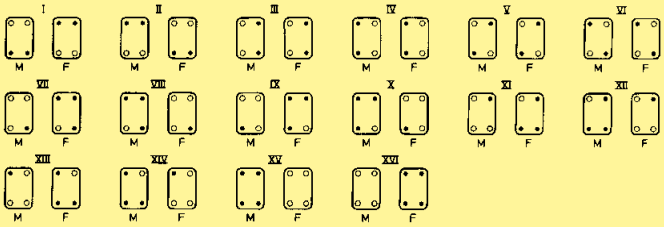 for hoods/housings with tho inserts/two frames 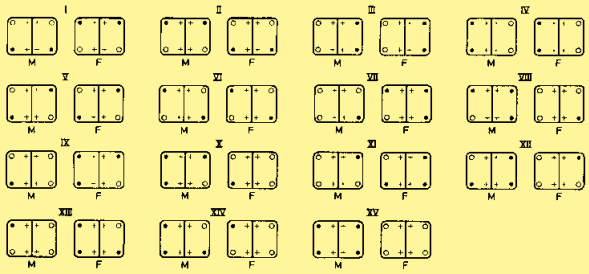 ● Guide pin ○ Bush + Normal mounting screw	M - Male insert F - Female insert
Coding pins for Han E®, Han® EE, Han® Q 5/0, Han® Q 8/0  for Han D®, Han DD® with loss of contact 	09 33 000 9954 09 33 000 9915	Use of the coding pin prevents incorrect mating to other connectors of the same type. The male pin should be omitted from the opposing cavity in the male insert. 	

[1)] Order 4 pieces for one connector

Stock items in bold type

Courtesy of Steven Engineering, Inc.-230 Ryan Way, South San Francisco, CA 94080-6370-Main Office: (650) 588-9200-Outside Local Area: (800) 258-9200-www.stevenengineering.com