

UK modular terminal blocks from Phoenix Contact

UK universal terminal blocks - screw connection terminal blocks

Universal terminal blocks, UK


As a standard, all universal terminal blocks from the UK... series can also be used in the Ex e area in acc. with IEC/EN 60079. The corresponding EU type-examination certificate nos. of the Ex approval can be found in the technical connection data.

The size of the universal terminal blocks for cross sections of 6 mm² and more has been optimized in exactly the same way as the little brothers. Thus, for example, the UK 6 N has a pitch of only 8 mm with a max. nominal voltage of 800 V.

As a result of the continuity in the shape of all UK terminal blocks, from UK 3 N to UK 10 N, accessories such as partition plates or end covers can here be used uniformly.

For more technical data, drawings and accessories, visit www.eshop.phoenixcontact.com.

1) For information on installation for using accessories for Ex e applications, see page 570.




UK 6 N

Terminal width 8.2

| | solid | stranded | AWG | I | U |
|------------------------------------------------------|--------------------|----------|------|-------|-----|
| | [mm ²] | | | [A] | [V] |
| IEC 60947-7-1 | 0.2-10 | 0.2-6 | 24-8 | 57 | 800 |
| IEC/EN 60079-7 | 0.2-10 | 0.2-6 | 26-8 | 58/43 | 690 |
| IECEx KEM 06.0034U / KEMA 98ATEX1651 U ¹⁾ | | | | | |



| Description | No. of pos. | Color | Type | I _{max} | Order No. | Pcs. Pkt. |
|-----------------------------------------------------------------------------------------------------------------------------------------------|-------------|--------|----------------------------|------------------|----------------|-----------|
| Terminal block , with universal foot for mounting on  | | gray | UK 6 N | | 3004524 | 50 |
| | | blue | UK 6 N BU | | 3004977 | 50 |
| Cover | | gray | D-UK 4/10 | | 3003020 | 50 |
| | | blue | D-UK 4/10 BU | | 3003101 | 50 |
| Fixed jumper , for cross connections in the terminal center, divisible, with 10 screws | | | | | | |
| | 2 | silver | | | | |
| | 3 | silver | | | | |
| | 10 | silver | FBI 10- 8 | 57 A | 0203263 | |
| Insertion bridge , fully insulated | | | | | | |
| | 2 | gray | EB 2- 8 | 57 A | 0202154 | 10 |
| | 3 | gray | EB 3- 8 | 57 A | 0202141 | 100 |
| | 10 | gray | EB 10- 8 | 57 A | 0202138 | 10 |
| Switching jumper for 2 terminal blocks , complete, only mount with short link | | | | | | |
| | 2 | silver | SB 2- 8/13 N | 40 A | 0200062 | 1 |
| Isolator bridge bar , divisible, with 10 screws, for switchable branches with IS-K... | | | | | | |
| | 10 | silver | ISSBI 10- 8 | 57 A | 0301534 | 10 |
| Bridge bar isolator , as distance piece for isolator bridge bar | | beige | IS-K 10 | | 1303337 | 100 |
| Separating disk , for electrical separation of neighboring bridges, can be fitted later, no loss of pitch | | gray | TS-K | | 1302215 | 50 |
| Partition plate , for visual and electrical separation of terminal groups, 1,5 mm thick | | gray | ATP-UK | | 3003224 | 50 |
| Test socket , for test connection with test plug PS | | silver | PSB 4/7/6 | | 0303299 | 10 |
| Screwdriver | | | SZS 1,0X4,0 | | 1205066 | 10 |
| Zack marker strip , 10-section | | | ZB 8 (see page 429) | | | |

Technical data

Dimensions

Width / length / cover width [mm] 8.2 / 42.5 / 1.8

Height (NS 35/7.5 / NS 35/15 / NS 32) [mm] 47 / 54.5 / 52

Technical data in accordance with IEC / DIN VDE

Maximum load current / cross section [A] / [mm²] 57 / 10

Max. cross section with insertion bridge (solid/stranded) [mm²] 4 / 4

Connection capacity

Stranded with ferrule without / with plastic sleeve [mm²] 0.25 - 6 / 0.25 - 6

Multiple connection (2 conductors with same cross section)

Solid / stranded [mm²] 0.2 - 2.5 / 0.2 - 2.5

Stranded with ferrules without plastic sleeve [mm²] 0.25 - 1.5

Stranded with TWIN ferrule with plastic sleeve [mm²] 0.5 - 4

General data

Stripping length [mm] 10

Screw thread M4

Tightening torque [Nm] 1.5 - 1.8

Insulating material PA

Inflammability class acc. to UL 94 V0

Approval data (nominal values)

UL / CUL // CSA [V] / [A] / AWG 600 / 50 / 26-8 // 600 / 50 / 26-8

UK modular terminal blocks from Phoenix Contact

UK universal terminal blocks - screw connection terminal blocks



UK 10 N

Terminal width 10.2

| | solid | stranded | | I | U |
|------------------------------------------------------|--------------------|----------|------|-------|-----|
| | [mm ²] | | AWG | [A] | [V] |
| IEC 60947-7-1 | 0.5-16 | 0.5-10 | 20-6 | 76 | 800 |
| IEC/EN 60079-7 | 0.5-16 | 0.5-10 | 24-6 | 73/57 | 690 |
| IECEx KEM 06.0029U / KEMA 98ATEX1786 U ¹⁾ | | | | | |



| Type | I _{max} | Order No. | Pcs. Pkt. |
|----------------------|------------------|-----------|-----------|
| UK 10 N | | 3005073 | 50 |
| UK 10 N BU | | 3005086 | 50 |
| D-UK 4/10 | | 3003020 | 50 |
| D-UK 4/10 BU | | 3003101 | 50 |
| FBI 10-10 | 76 A | 0203276 | 10 |
| FBI 10-10 | 70 A | 0203153 | 100 |
| EB 2-10 | 70 A | 0203153 | 100 |
| EB 10-10 | 70 A | 0203137 | 10 |
| ISSBI 10-10 | 52 A | 0301521 | 10 |
| IS-K 10 | | 1303337 | 100 |
| TS-K | | 1302215 | 50 |
| ATP-UK | | 3003224 | 50 |
| PSB 4/7/6 | | 0303299 | 10 |
| SZS 1,0X4,0 | | 1205066 | 10 |
| ZB 10 (see page 429) | | | |

10.2 / 42.5 / 1.8
47 / 54.5 / 52

76 / 16
10 / 10

0.5 - 10 / 0.5 - 6

0.5 - 4 / 0.5 - 4
0.5 - 2.5
0.5 - 6

10
1.8
PA
V2

600 / 65 / 24-6 // 600 / 65 / 24-6



UIK 16

Terminal width 12

| | solid | stranded | | I | U |
|---------------|--------------------|----------|------|-----|-----|
| | [mm ²] | | AWG | [A] | [V] |
| IEC 60947-7-1 | 2.5-25 | 4-16 | 12-4 | 101 | 400 |



| Type | I _{max} | Order No. | Pcs. Pkt. |
|----------------------|------------------|-----------|-----------|
| UIK 16 | | 3006153 | 50 |
| UIK 16 BU | | 3006205 | 50 |
| D-UK 4/10 | | 3003020 | 50 |
| D-UK 4/10 BU | | 3003101 | 50 |
| FBI 10-12 | 101 A | 0203454 | 10 |
| EB 10-12 | 68 A | 3006137 | 10 |
| TS-K | | 1302215 | 50 |
| ATP-UK | | 3003224 | 50 |
| PSB 4/7/6 | | 0303299 | 10 |
| SZS 1,0X4,0 | | 1205066 | 10 |
| ZB 12 (see page 430) | | | |

12 / 42.5 / 1.8
47 / 54.5 / 52


101 / 25
16 / 16

1.5 - 16 / 1.5 - 16

1.5 - 6 / 1.5 - 6
1.5 - 4
0.75 - 10

11
M4
1.5 - 1.8
PA
V2

600 / 85 / 22-4 // 600 / 85 / 22-4



UIK 35

Terminal width 15.2

| | solid | stranded | | I | U |
|---------------|--------------------|----------|------|-----|-----|
| | [mm ²] | | AWG | [A] | [V] |
| IEC 60947-7-1 | 0.75-35 | 0.75-35 | 18-2 | 125 | 800 |



| Type | I _{max} | Order No. | Pcs. Pkt. |
|----------------------|------------------|-----------|-----------|
| UIK 35 | | 3006182 | 50 |
| UIK 35 BU | | 3006302 | 50 |
| FBI 2-15 | 125 A | 0201333 | 10 |
| FBI 3-15 | 125 A | 0201278 | 10 |
| EB 2-15 K/UK 35 | 101 A | 0205119 | 10 |
| EB 3-15 K/UK 35 | 101 A | 0205106 | 10 |
| EB 10-15 K/UK 35 | 101 A | 0205096 | 10 |
| SBH 2-15 | 120 A | 0205232 | 1 |
| TS-K | | 1302215 | 50 |
| ATP-UK | | 3003224 | 50 |
| PSB 6/5/6 | | 0205290 | 10 |
| SZS 1,0X4,0 | | 1205066 | 10 |
| ZB 15 (see page 430) | | | |

15.2 / 55 / -
51 / 58.5 / 59

125 / 35
35 / 35

0.75 - 35 / 0.75 - 35

0.75 - 16 / 0.75 - 10
0.75 - 10
0.75 - 6

16
M6
3.2 - 3.7
PA
V2

600 / 115 / 18-2 // 600 / 130 / 18-2