

Your Global Automation Partner

TURCK

PS+ Programmable Pressure Sensors



A Global Leader in Industrial Automation

Turck's sensors, connectivity, and fieldbus technology products are built to be the best. As one of the most **prominent** sensor manufacturers **in the world**, we even back our sensors with a **lifetime warranty**. Turck works by bringing **rugged engineering** solutions to your industrial automation applications.

85,000+
SOLUTIONS

50+
YEARS OF INNOVATION

2,000+
EXPERIENCED SALES REPRESENTATIVES

Pioneer in non-contact
sensing technology

Developed innovative **connectivity**
solutions in response to our customers' needs

Recognized the need for advanced **I/O solutions**
in harsh duty environments

**SUPPORT &
DEDICATED SERVICE**

EXTENSIVE WARRANTY



4,000+
APPLICATION EXPERTS

RESPOND
and SOLVE over **1,200** inquiries
per day



Strategically placed manufacturing facilities in the

USA with **30** GLOBAL
SUBSIDIARIES

GLOBAL BUT LOCAL...

60 representations worldwide

PS+ Programmable Pressure Sensor

The PS+ series pressure sensor is a fully programmable pressure sensor that offers a local display as well as electrical outputs to provide critical feedback to a control system.

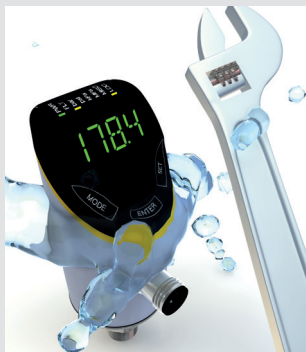
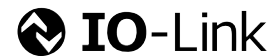
Features

- Stainless steel measuring cell for pressure ranges >10bar
- Up to 600 bar relative pressure
- Accuracy up to 0.25%
- IO-Link 1.1
- Automatic signal detection
- Up to seven-fold overpressure resistance
- High protection class (IP6K6K, IP6K7, IP6K9K)
- 180° invertible multi-color display
- Rotatable sensor body



Award-winning industrial design

The sensors of the PS+ series won the iF DESIGN AWARD in the Industry/Tools category. The prize has been awarded every year since 1954 for outstanding achievements in product design. The innovative cross-platform operating concept particularly impressed the jury.



Maximum robustness

The IP protection classes 6K6K, 6K7 and 6K9K, excellent resistance to shock and vibration, as well as a high pressure resistance ensure increased system availability. The design without mechanical pushbuttons also minimizes the number of sealing surfaces required.



Variable data mapping

IO-Link process data profiles enable the flexible connection of the sensor with a large degree of freedom. This allows convenient adaption to existing systems with a 1:1 replacement of existing devices – even from third party manufacturers. This eliminates the need for complex adaptations to the controller environment.

PS+ Industrial Pressure Sensors with IO-Link

Switch point LEDs

Two LEDs visible from all sides indicate the state of the two switching outputs

Process value display

The 4-digit 14-segment display can show process values clearly in red or green

Inscription

The laser inscription of the translucent front cap and the stainless steel housing is abrasion resistant and offers a high contrast

Adjustability

The sensor head is freely rotatable around 340° and the display can be inverted 180°, thus simplifying the positioning of the electrical connection and user interface after mounting

Sloped display

The 45° display angle of the user interface offers greater convenience for operation and reading

Status LEDs

Additional LEDs indicate the status of the power supply, errors, the locking state as well as IO-Link communication

Translucent front cap

The front cap consists of a scratch-proof, temperature and impact resistant plastic

MODE, ENTER and SET

Touch-sensitive touchpads with a large surface area ensure straightforward menu navigation, even with gloves



Capacitive touchpads

The sensor is operated using capacitive touchpads. These do not require any moving parts and are therefore abrasion and wear-free. An additional seal, as required with conventional mechanical operating elements, is unnecessary.



NPN/PNP auto output

The sensor output is automatically set according to the connected electrical input. A massive reduction in variants and an intelligent concept save time and costs because of the reduced effort required for configuration and error prevention.

Conventional applications

The pressure sensors of the PS+ series enable the reliable and reproducible measurement of process pressures in industrial applications. The large number of different pressure ranges and process connections results in a wide range of variants, ensuring simple application. Pressure sensors are very frequently used in the following application fields:

- Hydraulic applications
- Cooling circuits
- Lubricant applications

Higher system availability

The stainless steel housing in conjunction with the single-piece cover is an extremely robust design. The absence of mechanical operating elements ensures a high wear resistance. The reduced number of sealing surfaces offers maximum protection from humidity and dust penetrating inside the device – even outdoors thanks to the materials resistant to UV radiation and salt spray. The new sealing concepts enable protection classes IP6K7K, IP6K7 and IP6K9K. The PS+ series also offers exceptional resistance to vibration and shock. The measuring cells of the PS310 series have a burst pressure of at least four times the maximum nominal pressure,

while the PS510 series features up to 7 times maximum nominal pressure. The minimum/maximum pressure memory forms a digital “drag pointer”, making an even better analysis of processes possible.

Simple operation

The pressure switch points can be set in a few steps in the usual way, either according to the Turck or VDMA standard. The 14-segment display offers users optimum support in navigating the menus. The display can show process values in red or green giving operators a quick and easy way of determining whether the pressure is within the normal operating range. The color change can be linked here to the switching outputs in order to indicate the actual switching status via the switch point LEDs.

Advanced functions

The advanced functions enable the sensor to be reset to its previous settings (Undo function) as well as to the factory settings. The switching behavior of the outputs can be set to “Normally Open” (NO) and “Normally Closed” (NC). Additional hysteresis and filter functions enable the optimum adaptation of the sensor for complex applications.

Simple mounting and commissioning

The PS+ Series offers a variety of useful features to make mounting, connection and commissioning of the sensors as effective and straightforward as possible.

- The large selection of different process connections ensures a simple connection to the process environment.
- The freely rotatable sensor housing allows the display and plug connector to be aligned after mounting.
- The automatic detection of output signals simplifies the connection to the controller environment.
- The option of either Turck standard or VDMA menu guidance ensures intuitive operation of the sensor.
- The different IO-Link process data profiles enable the sensor to be adapted to existing systems and thus reduce the programming effort required.



Multicolor display

The display can show all indicated information in green or red. This makes it possible to optimally adapt the device to the particular lighting conditions of the application. Several setting options also allow the display color to be linked to the status of the sensor switching outputs.



Automatic signal detection

Devices with an analog output automatically detect whether the connected interface expects a current or voltage signal. This automatic setting of the analog output reduces configuration time and helps to prevent errors.

PS+ Programmable Pressure Sensors



Performance Data

Programmable Output Type 2UPN8	2X PNP/NPN N.O./N.C
Programmable Output Type LI2UPN8	**4 -20 mA, 0 - 20 mA, 0 - 10 V, 1 - 6 V, 0 - 5 V and 1X PNP/NPN N.O./N.C or 2X PNP/NPN N.O./N.C.
Analog Accuracy (including LHR)	(1) +/- 0.5% Full Scale, (2) $\pm 0.25\%$ full scale
Set Point Accuracy	(1) +/- 0.5% Full Scale, (2) $\pm 0.25\%$ full scale
Set Point Range	(min + 0.005 x range) up to 100% of full scale
Reset Point Range	Min up to (SP - 0.005 x Range)
Set Point Hysteresis	$\geq 0.5\%$
Temperature Coefficient Zero Point	(1) +/-0.15% of full scale/10K (2) +/-0.1% of full scale/10K
Temperature Coefficient Span	(1) +/-0.15% of full scale/10K (2) +/-0.1% of full scale/10K

Electrical Data

Operating Voltage	18 - 30 VDC
Switching Current	≤ 250 mA
Voltage Drop	≤ 2 V
Switching Frequency	≤ 300 Hz
Response Time	≤ 500 ms
Short Circuit/Reverse Polarity Protection	Yes/Yes
IO-Link	Version 1.1

Environmental Data

Ambient Temperature	-40 to 80 °C
Storage Temperature	-40 to 100 °C
Medium Temperature	-30 to 80 °C
Housing Materials	316L Stainless Steel/Polyarylamide 50%GF UL 94-V-0
Wetted Materials	(1) 316L Stainless Steel/AL2O3/FKM (2) 316L / 17-4 Stainless Steel
Protection Type	***IP6K6K/6K7/6K9K
LED Measuring Value	4 digit rotatable, red or green

(1) PS310

(2) PS510

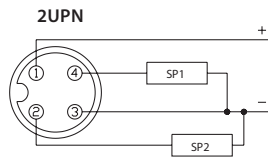
** Inverse analog outputs are programmable: example, 4-20mA or 20-4mA

*** Per ISO 20653 for electrical equipment mounted on road vehicles which offers more stringent wash-down requirements than the typical IEC 60529; IP66, IP67, and IP69K

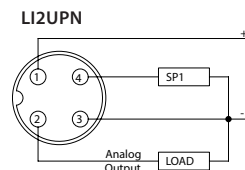
Part Number Key

PS 510	-	10V	-	01	-	LI2UPN8	-	H1141	/X
Pressure Sensor		Option Codes							
310 = Programmable sensor with Ceramic Measuring Cell		X = Orifice Snubber							
510 = Programmable sensor with Stainless Steel Measuring Cell		Electrical Connection							
Pressure Range and Scale		H1141 = M12							
PS310		Electrical Output							
0V = -1 to 0 Bar		2UPN8 = Dual switch point							
1V = -1 to 1 Bar		LI2UPN8 = Analog voltage/current+switch point or dual switch point							
1 = 0 to 1 Bar		Process Connection							
2.5V = -1 to 2.5 Bar		01 = Female G 1/4							
1A = 0 to 1 Bar Absolute		02 = Female NPT 1/4							
1.6A = 0 to 1.6 Bar Absolute		03 = Male NPT 1/4							
2.5A = 0 to 2.5 Bar Absolute		04 = Male G 1/4							
PS510		05 = Male 7/16-20 UNF (SAE-ORB)							
10V = -1 to 10 Bar									
16V = -1 to 16 Bar									
25V = -1 to 25 Bar									
40V = -1 to 40 Bar									
100 = 0 to 100 Bar									
250 = 0 to 250 Bar									
400 = 0 to 400 Bar									
600 = 0 to 600 Bar									
10A = 0 to 10 Bar Absolute									

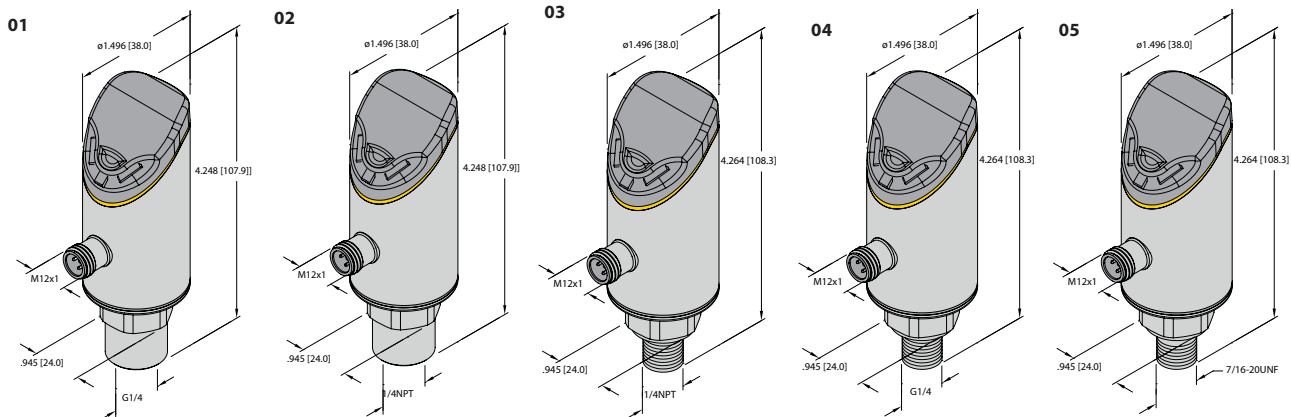
Consult factory for additional pressure ranges and process connections; note that above pressure ranges can be programmed and displayed in PSI, Kpa, Mpa, and additional user defined ranges




Mating Cordset: RK 4 . 4T-*



Mating Cordset: RK 4 . 4T-*/S618




Typical Applications




Controlling hydraulic pressure

Pressure sensors monitor the hydraulic pressure in presses. If an overpressure occurs due to a forming defect, this is detected immediately and reported to the controller. The PS+ series of intuitively operable sensors not only features high overpressure resistance but can also withstand the vibrations in pressing plants. Eliminating the need for a fully potted design means that the pressure sensors are light and therefore have a low resonance mass. Another feature also helps to prevent failures: Users can read out minimum and maximum pressures via IO-Link.



Monitoring the supply of cooling lubricant

To ensure minimum wear on machine tool equipment, the cooling lubricant supply pressure must be properly monitored. One of the challenges in this application is the heavy shock and vibrations potential that can impact the reliability of the pressure sensor. Turck has taken these kinds of stresses into account in the development of the PS+ series and offers the pressure sensors of the PS510 series with a fully welded metal measuring cell as well as an optional pressure peak aperture. The multi-color display provides optimum indication of any deviations from the set pressure value.



Measuring process pressure on scissor lifts

Hydraulic scissor lifts for lifting and positioning heavy workpieces place demanding requirements on the pressure sensors of the hydraulic cylinders: Pressures of up to 400 bar can occur at the beginning of the lift. Turck's robust pressure sensors of the PS+ series come with a metal measuring cell (PS510), offering an overpressure resistance of up to seven times the nominal pressure. The sensors also offer protection from accidental operating errors. This is implemented with the locking mechanism and password function.

Notes

Turck Inc. sells its products through Authorized Distributors. These distributors provide our customers with technical support, service and local stock. Turck distributors are located nationwide – including all major metropolitan marketing areas.

For Application Assistance or for the location of your nearest Turck distributor, call:

1-800-544-7769

Specifications in this manual are subject to change without notice. Turck also reserves the right to make modifications and makes no guarantee of the accuracy of the information contained herein.

Literature and Media questions or concerns?
Contact Turck USA Marketing – tusa.marketing@turck.com

TURCK



30 subsidiaries and over
60 representations worldwide!

Printed in USA

B1116 A 10/19

©2019 by Turck Inc. All rights reserved. No part of the
publication may be reproduced without written permission.

www.turck.com