

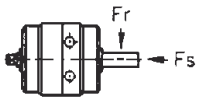
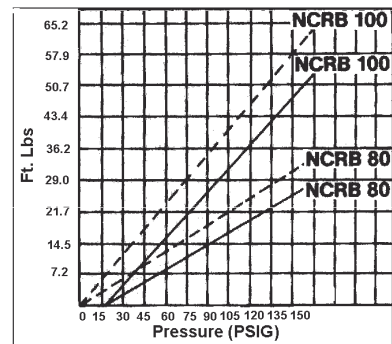
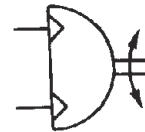
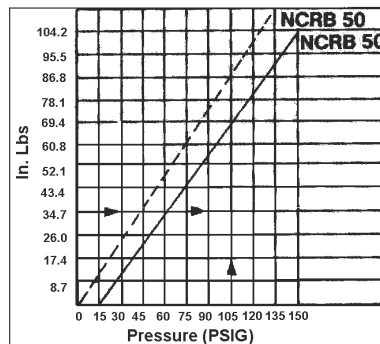
VANE TYPE ROTARY ACTUATOR: BORE SIZES Ø50•80•100MM SERIES NCRB

- ✓ 90°, 180°, 270° rotation
- ✓ Special vane seal design eliminates leakage
- ✓ Low operating and start-up torque
- ✓ Long operating life

TECHNICAL SPECIFICATIONS

Media	Compressed Air
Working Pressure	0.1 ~ 1.5MPa / 15 ~ 220 PSI
Ambient Temperature	5 ~ 60°C / 40 ~ 140°F
Rotation Angle	90°, 180°, 270°
Seal Material	Buna N
Drive Shaft	Double Shaft, One side with key and groove, other side is a square shaft

TORQUE SPECIFICATIONS SERIES NCRB



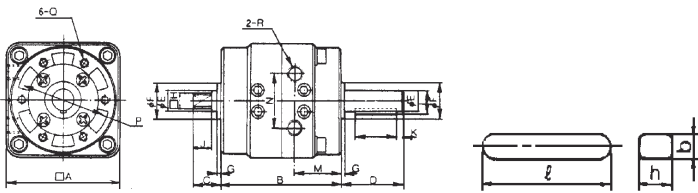
Maximum shaft loading and kinetic energy

Type	Fr (N)	Fs (N)	E max (Nm)
NCRB50	250	200	0.084
NCRB80	500	500	0.040
NCRB100	600	550	0.061

Actual _____

Theoretical - - - - -

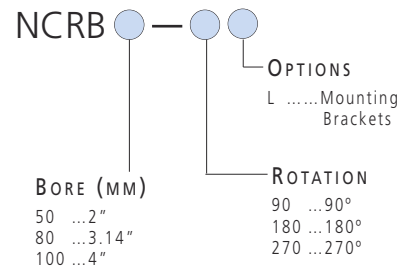
DIMENSIONS (INCH) NCRB50~100



Model	A	B	C	D	E	F	G	H	J	K	L	M	N	P	Q	R	b	h	ℓ
NCRB50	2.64	3.38	0.77	1.55	0.47	0.98	0.12	0.39	0.51	0.20	0.53	1.34	1.18	1.97	M6x1x10	NPT 1/8"	0.16	0.16	0.79
NCRB80	3.74	4.06	0.93	2.11	0.67	1.18	0.12	0.51	0.63	0.20	0.75	1.57	1.77	2.75	M8x1.25x13	NPT 1/4"	0.20	0.20	1.42
NCRB100	4.92	4.92	1.18	2.56	0.98	1.77	0.16	0.75	0.87	0.20	1.10	1.97	1.97	3.15	M10x1.5x13	NPT 1/4"	0.28	0.28	1.57

HOW TO ORDER

NCRB ROTARY ACTUATOR



OPTIONS BRACKETS

NCRB50~100

Model	Bracket No	Includes
NCRB50	CRB50-Y-1	2"L" Brackets
NCRB80	CRB80-Y-1	with 8 Mounting
NCRB100	CRB100-Y-1	Screws

SEE INSIDE FRONT COVER FOR
DETAILS OF YOUR LOCAL SALES OFFICE



FOR FURTHER TECHNICAL
DETAILS ON THIS
PRODUCT REQUEST
CATALOG REFERENCE
N351

VANE TYPE ROTARY ACTUATOR:
BORE SIZES Ø10•15•20•30MM
SERIES NCRB1BW


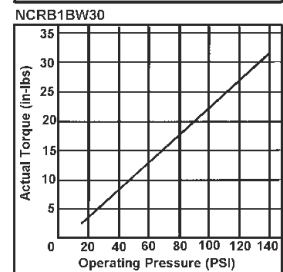
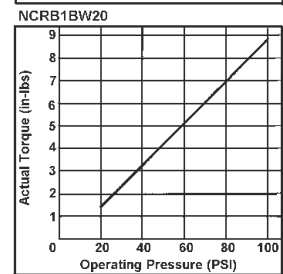
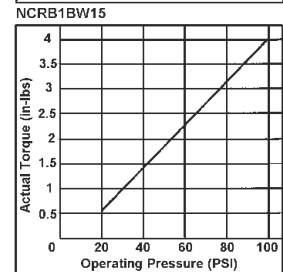
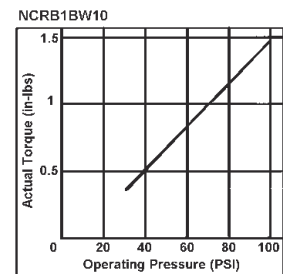
- ✓ 90°, 180°, 270° rotation
- ✓ High reliability and long life
- ✓ Light weight
- ✓ Optional auto switch and adjustable rotation



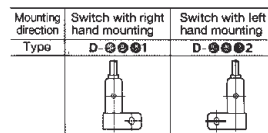
TECHNICAL SPECIFICATIONS

Model	CRB1BW10	CRB1BW15	CRB1BW20	CRB1BW30
Rotation	90° / 180° / 270°			
Fluid	Air			
Proof Pressure	1.05MPa / 153PSI		1.5MPa / 218PSI	
Operating Pressure Range	0.14 ~ 0.7MPa / 20~100PSI		0.1~0.23MPa/15~40PSI	
Rotation Speed Range (s/90°)	0.03~0.3		0.04~0.3	
Maximum	90°	180°	270°	
Operating	5	3.5	2.5	
Cycle (Nz)	4	3	2	
Ambient and Op Fluid Temp	5 ~ 60°C / 40 ~ 140°F			
Lubrication	No Lubrication Required			
Type Of Shaft	Double End Shaft / Both With Flat			
Type Of Mounting	Basic, Flange			
Rotation Tolerance	+5° -0		+4° -0	

TORQUE SPECIFICATIONS

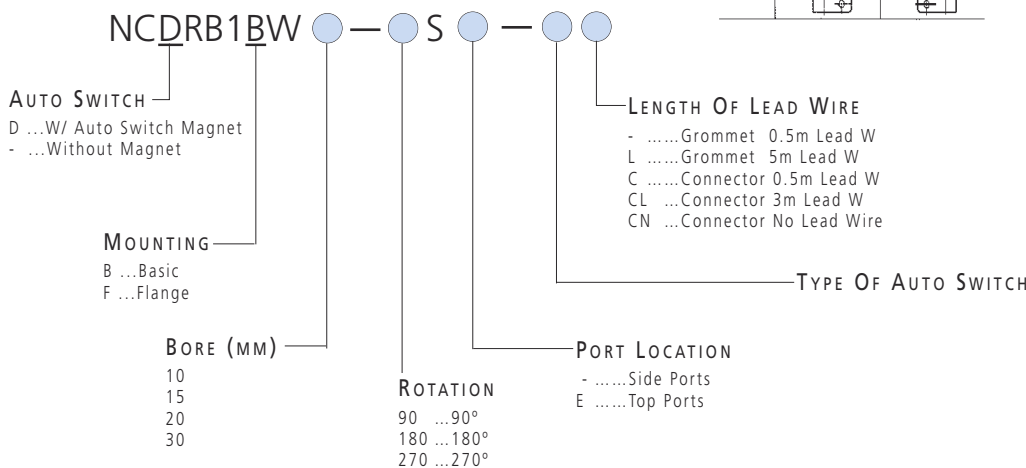


FITTING LOCATION AND ROTATION OF AUTO SWITCH



HOW TO ORDER

NCRB1BW ROTARY ACTUATOR



FOR MORE TECHNICAL INFORMATION ON THIS SERIES, PLEASE REFER TO CAT:N350

DIMENSIONS SEE NEXT PAGE

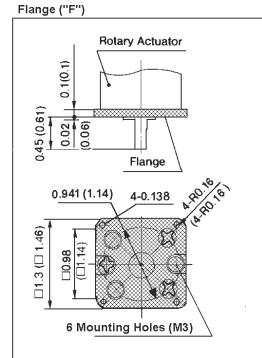
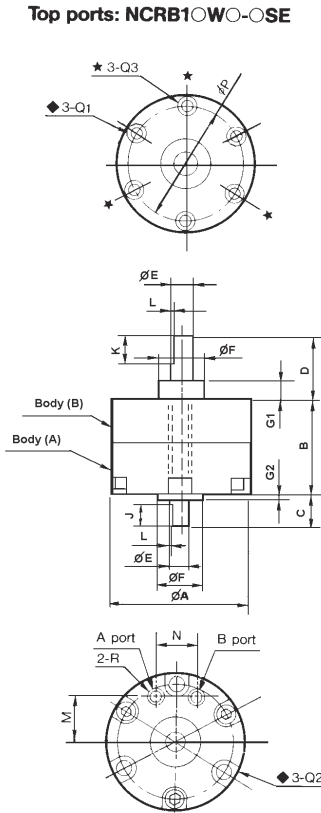
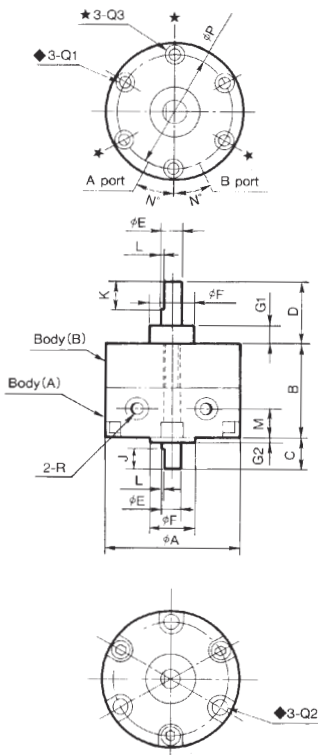
ACCESSORIES SEE NEXT PAGE



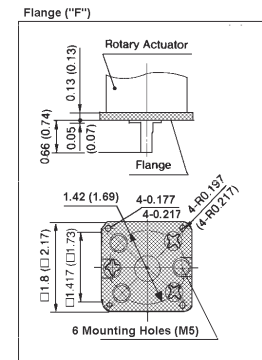
FOR FURTHER TECHNICAL DETAILS ON THIS PRODUCT, REQUEST CATALOG REFERENCE N350

DIMENSIONS WITH SIDE PORTS NCRB1_W_-_S ROTARY ACTUATOR

DIMENSIONS WITH TOP PORTS NCRB1_W_-_SE ROTARY ACTUATOR



Dim for NCR1W10
() : Dim for NCRB1W15



Dim for NCR1W20
() : Dim for NCRB1W30

Model (Dimensions in Inches)	A	B	C	D	E		F		G		J	K	L	M	N	P	Q (Depth)			R		
					Tolerances	Tolerance	G1	G2	Q1	Q2							Q3	90°	180°	270°		
NCRB1_W10-_S	1.14	0.59	0.31	0.55	5/32	-0.00015	3/8	0	0.12	0.04	0.20	0.35	0.02	0.20	25	0.95	5-40UNC (0.2)	0.14 (0.26)	-	10-32UNF	M3	M3
NCRB1_W10-_SE						-0.00045		-0.0012						0.33	0.37						M3	
NCRB1_W15-_S	1.34	0.79	0.35	0.71	3/16	-0.00015	15/32	0	0.16	0.06	0.24	0.39	0.02	0.20	25	1.14	5-40UNC (0.39)	0.14 (0.24)	5-40UNC (0.2)	10-32UNF	M3	M3
NCRB1_W15-_SE						-0.00045		-0.0016						0.43	0.39							
NCRB1_W20-_S	1.65	1.14	0.39	0.79	15/64	-0.00015	9/16	0	0.18	0.06	0.28	0.39	0.02	0.35	25	1.42	8-32UNC (0.53)	0.18 (0.43)	8-32UNC (0.3)	10-32UNF		
NCRB1_W20-_SE						-0.00045		-0.0016						0.55	0.51							
NCRB1_W30-_S	1.97	1.57	0.51	0.87	5/16	-0.00002	5/8	0	0.20	0.08	0.31	0.47	0.04	0.39	25	1.69	10-24UNC (0.71)	0.21 (0.65)	10-24UNC (0.4)	10-32UNF		
NCRB1_W30-_SE						-0.00006		-0.0016						0.61	0.55							

ACCESSORIES NCRB1BW ROTARY ACTUATOR

SWITCH MOUNTING CLAMP ASSEMBLY	
Model	Part No
NCDRB1BW10	P211170-1
NCDRB1BW15	P211190-1
NCDRB1BW20	P211160-1
NCDRB1BW30	P211180-1

FLANGE MOUNTING ASSEMBLY	
Model	Part No
NC_R1FW10	P211170-2
NC_R1FW15	P211190-2
NC_R1FW20	P211160-2
NC_R1FW30	P211180-2

FOR MORE TECHNICAL INFORMATION ON THIS SERIES, PLEASE REFER TO CAT:N350

MORE DIMENSIONS
SEE NEXT PAGE

MORE ACCESSORIES
SEE NEXT PAGE

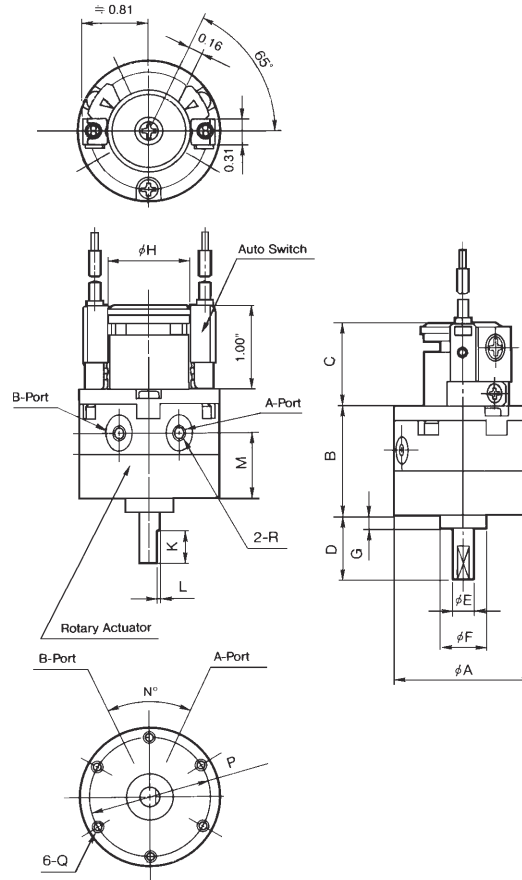
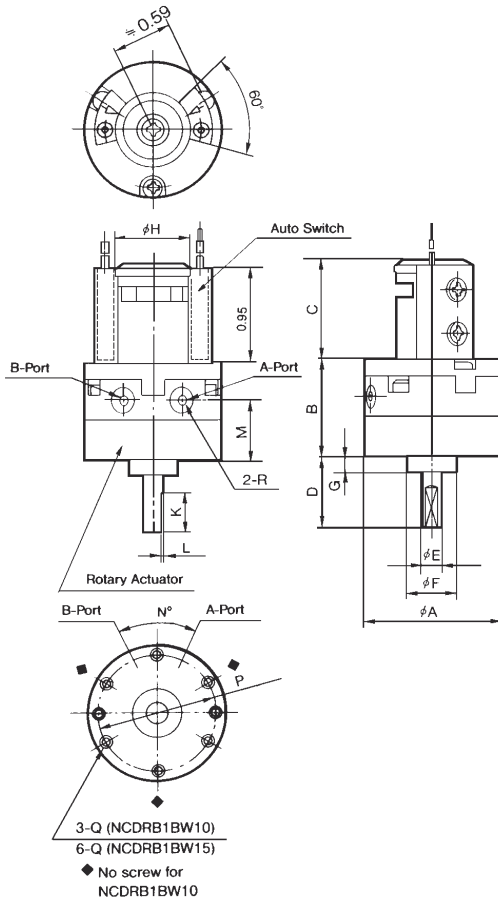
SEE INSIDE FRONT COVER FOR
DETAILS OF YOUR LOCAL SALES OFFICE



FOR FURTHER TECHNICAL
DETAILS ON THIS
PRODUCT, REQUEST
CATALOG REFERENCE
N350

DIMENSIONS
SERIES NCDRB1BW10~15

DIMENSIONS
SERIES NCDRB1BW20~30



Model (Dimensions in Inches)	A	B	C	D	E		F		G	H	K	L	M	N	P	Q (Depth)	R
					Tolerances	Tolerance											
NCDRB1BW10	1.14	0.75	0.98	0.55	5/32	-0.00015 -0.00045	0.35	0	0.12	0.73	0.35	0.02	0.39	50	0.94	5-40 (0.2)	M5 (10-32NOM) M3
NCDRB1BW15	1.34	0.94	0.98	0.71	3/16	-0.00001 -0.00017	0.47	0	0.16	0.73	0.39	0.02	0.59	50	1.14	5-40 (0.2)	M5 (10-32NOM) M3
NCDRB1BW20	1.65	1.32	1.00	0.79	15/64	-0.00015 -0.00045	9/16	0	0.18	0.98	0.39	0.02	0.79	50	1.42	8-32UNC (0.28)	10-32UNF
NCDRB1BW30	1.97	1.79	1.00	0.87	5/16	-0.0002 -0.0006	5/8	0	0.20	0.98	0.47	0.04	1.18	50	1.69	10-24UNC (0.40)	10-32UNF

ACCESSORIES
AUTO SWITCH SPECIFICATIONS

Note: Pre-wired Switches with 3/4 Pin Connectors available, please consult SMC Customer Service

Series	Model		Type	Load Voltage	Load Current	Power Source	Internal Voltage		Indicator Lamp
	LH Mount	RH Mount					Drop		
NCRB1BW10	D-97L	-	Reed	24VDC	5~40mA	5~28VDC	1.5V Max	Max 2.4V	ON: Red LED
	D-90L	-	Reed	24VDC or less	Max 50mA				None
	D-S992L	D-S991L	3 Wire Solid State NPN	28VDC or less	Max 150mA	5~28VDC	4V Max	Max 2.4V	ON: Red LED
	D-T992L	D-T991L	2 Wire Solid State	10~28 VDC	5~150mA				ON: Red LED
NCRB1BW20	D-R732L	D-R731L	Reed	24VDC; 100VAC	5~40mA; 5~20mA	5~28VDC	0.8V Max	3V Max	ON: Red LED
NCRB1BW30	D-R802L	D-R801L	Reed	24VDC/AC or less; 100VDC/AC	Max 50mA; Max 20mA				None
NCRB1BW30	D-S792L	D-S791L	3 Wire Solid State NPN	28VDC or less	Max 150mA	5~28VDC	3V Max	3V Max	ON: Red LED
	D-T792L	D-T791L	2 Wire Solid State	10~28 VDC	5~150mA				ON: Red LED



FOR FURTHER TECHNICAL
DETAILS ON THIS
PRODUCT, REQUEST
CATALOG REFERENCE
N350