

# SECTION V

## Table of Contents




### Round and Flat Style Wire Basket Tray



### Accessories



### Create a Bill of Material



Product	Page
Innovative, Flexible, Field-Configurable Wire Basket Solutions	V-2
Round Cross-Wire Basket Tray	V-3
Electroplated Zinc Round Cross-Wire Basket Tray	V-4
Flat Style Cross-Wire Basket Tray	V-5
Stainless Steel Round Cross-Wire Basket Tray	V-6
Under Floor Round Cross-Wire Basket Tray	V-7

Product	Page
Accessories for Wire Basket Tray	
Preformed Fittings	V-8
Supports and Brackets	V-10
Covers and Inserts	V-11
Supports and Fittings	V-12
Technical Support, Cutting and Forming Fittings	V-13
Wire Fill and Maximum Load Chart	V-14
Wire Basket Tray: Create a Bill of Material	V-15
Technical Specifications	V-16

# Wire Basket Tray System

## Innovative, Flexible, Field-Configurable Wire Basket Solutions

### Support Broad Range of Applications

Hubbell Wiring Systems offers a comprehensive Wire Basket Tray System to handle every application. From pre-galvanized solutions for commercial controlled interior environments to stainless steel versions for industrial applications such as food processing, marine and highly corrosive environments. Hubbell also features labor savings options including No-Splice supports which also reduce material cost and preformed fittings which offer tremendous productivity enhancement to the installer by eliminating field cuts that are required when fittings are configured in the field. Hubbell also offers painted trays in virtually any color needed. The painted tray is masked to reduce on-site paint removal saving time and money. Hubbell Wire Basket Tray Systems are available in overhead and raised floor designs. Complete shipments, job site location palletization and markings, and product customization make Hubbell the choice for every wire basket tray installation.

### Customer Support and Technical Assistance

Hubbell's knowledgeable sales team is just a call away for assistance in selecting the proper type basket tray for any application or providing design assistance including developing a bill of material.

### Pre-Galvanized Finish is Environmentally Friendly

The standard finish for Hubbell Basket Tray is pre-galvanized which is a significantly more environmentally friendly manufacturing process as compared to galvanizing dip. Pre-galvanizing applies a zinc galvanization to the wire PRIOR to fabrication. The galvanized wire(s) then welded and formed into the appropriate basket tray size. Hubbell's pre-galvanized finish performs the same as post-zinc plated production finish while avoiding secondary chemical processing.

### Sustainable Approach

Hubbell utilizes a sustainable approach to assist in maintaining the environment. Our wire basket tray systems utilize 100% recycled steel content in the manufacturing of our tray, and are packaged in kraft unbleached packaging. Packaging and strapping materials are recyclable. MillCerts are available upon request to assist in documenting recycled content for possible LEED credits.



#### Pre-Galvanized

- Wire is galvanized prior to fabrication
- Applications
  - Commercial
  - Controlled Interiors
- Specification, ASTM A641



#### Stainless Steel ♦

- Type 304L and 316S
- Applications
  - Industrial
  - Marine
  - Food Processing
  - Outdoor
- Specification, ASTM A580



#### Painted Finishes

- Powder coat; Black is available as standard, other colors available as special order
- Applications
  - Data Center
  - Controlled Interiors
- Specification, N/A



#### Electroplated Zinc ♦

- Tray is galvanized after fabrication
- Applications
  - Commercial
  - Controlled Interiors
- Specification, ASTM B633

Note: ♦ Available as a special order.

Hot dip galvanized tray available as special order.

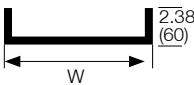



# Wire Basket Tray System

## Round Cross-Wire Basket Tray



### Features

- T-weld construction prevents snags
- 5mm round wire minimum
- High load rating
- Easy to cut and fabricate fittings in the field
- 100% recycled steel
- 2" x 4" mesh opening
- Use factory support hardware or fabricate supports at the job site
- Painted tray includes factory installed masking to ensure proper grounding at splices; no need to remove paint during installation

10 Feet per Length 118.3" (3m) 10 pc. min. order qty. 2" Deep Tray	Tray Width	Load (Lb/ft)	Tray Weight per Length (Lb)	Splice Quantity*		Finish	
				90° Sweep Elbow	Straight Splice	Pre-Galvanized	Black Powder Coat
	4" (102)	45	7	2	2	<b>HBT0204</b>	<b>HBT0204BK</b>
	6" (152) ●	50	9	3	4	<b>HBT0206</b>	<b>HBT0206BK</b>
	8" (203) ●	52	10.5	4	4	<b>HBT0208</b>	<b>HBT0208BK</b>
	12" (305) ●	58	12	6	4	<b>HBT0212</b>	<b>HBT0212BK</b>
	16" (406) ●	70	15	7	4	<b>HBT0216</b>	<b>HBT0216BK</b>
	18" (457) ●	70	23	9	4	<b>HBT0218</b>	<b>HBT0218BK</b>
	20" (508) ●	73	25	9	5	<b>HBT0220</b>	<b>HBT0220BK</b>
	22" (559)	73	27	12	5	<b>HBT0222</b>	<b>HBT0222BK</b>
	24" (610) ●	75	31	12	5	<b>HBT0224</b>	<b>HBT0224BK</b>
	26" (660)	73	33	13	6	<b>HBT0226</b>	<b>HBT0226BK</b>
	28" (711)	73	35	14	6	<b>HBT0228</b>	<b>HBT0228BK</b>
	30" (762)	70	38	15	6	<b>HBT0230</b>	<b>HBT0230BK</b>
32" (813)	70	39	16	6	<b>HBT0232</b>	<b>HBT0232BK</b>	
	4" (102)	49	12	2	4	<b>HBT0404</b>	<b>HBT0404BK</b>
	6" (152) ●	49	13	3	5	<b>HBT0406</b>	<b>HBT0406BK</b>
	8" (203) ●	78	15	4	6	<b>HBT0408</b>	<b>HBT0408BK</b>
	12" (305) ●	78	23	6	6	<b>HBT0412</b>	<b>HBT0412BK</b>
	16" (406) ●	108	27	7	7	<b>HBT0416</b>	<b>HBT0416BK</b>
	18" (457) ●	116	29	9	7	<b>HBT0418</b>	<b>HBT0418BK</b>
	20" (508) ●	116	31	9	7	<b>HBT0420</b>	<b>HBT0420BK</b>
	22" (559)	116	33	12	8	<b>HBT0422</b>	<b>HBT0422BK</b>
	24" (610) ●	116	35	12	8	<b>HBT0424</b>	<b>HBT0424BK</b>
	8" (203) ●	116	23	4	6	<b>HBT0608</b>	<b>HBT0608BK</b>
	12" (305) ●	123	27	6	6	<b>HBT0612</b>	<b>HBT0612BK</b>
	16" (406) ●	123	31	7	7	<b>HBT0616</b>	<b>HBT0616BK</b>
	18" (457) ●	127	33	9	7	<b>HBT0618</b>	<b>HBT0618BK</b>
	20" (508) ●	127	35	9	7	<b>HBT0620</b>	<b>HBT0620BK</b>
	22" (559) ●	127	37	12	8	<b>HBT0622</b>	<b>HBT0622BK</b>
	24" (610) ●	150	39	12	8	<b>HBT0624</b>	<b>HBT0624BK</b>
	8" (203) ●	116	27	4	8	<b>HBT0808</b>	<b>HBT0808BK</b>
	12" (305) ●	116	31	6	8	<b>HBT0812</b>	<b>HBT0812BK</b>
	16" (406) ●	116	35	7	9	<b>HBT0816</b>	<b>HBT0816BK</b>
	18" (457) ●	116	37	9	9	<b>HBT0818</b>	<b>HBT0818BK</b>
	20" (508) ●	116	39	9	9	<b>HBT0820</b>	<b>HBT0820BK</b>

Note: ●UL Classified as equipment ground conductor (painted tray cUL Classified only).  
 All dimensions are +/- 0.25". Custom paint colors available in addition to Black Powder Coat (Contact Hubbell).  
 \*See page V-13 for details and page V-14 for wire fill and maximum load chart.  
 HBT0202 (2x2 tray) available as special order. MOQ 40 pcs. Top wire utilizes side weld.

### Field Configurable Fittings

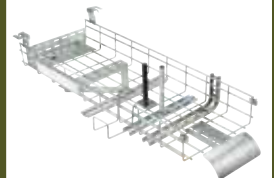


**90° Sweep Elbow**  
 Use appropriate quantity of splice kits



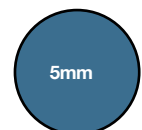
**Tee Fitting**  
 Use one HBTC5 corner splice per each

### Supports and Hardware



**Ordering Information**  
 See page V-12

### Wire Diameter



.1969" Dia.  
 "Round" Wire Design

Dimensions in Inches (mm)

# Wire Basket Tray System

## Electroplated Zinc Round Cross-Wire Basket Tray



### Features

- T-weld construction prevents snags
- 5mm round wire minimum
- High load rating
- Easy to cut and fabricate fittings in the field
- 2" x 4" mesh opening
- Use factory support hardware or fabricate supports at the job site
- Electroplated zinc galvanized (post plated) made from carbon steel and plated to ASTM B 633, Type III, SC-1

### Field Configurable Fittings

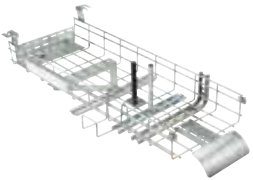


**90° Sweep Elbow**  
Use appropriate quantity of splice kits



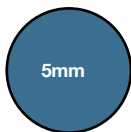
**Tee Fitting**  
Use one HBTCS corner splice per each

### Supports and Hardware



**Ordering Information**  
See page V-12

### Wire Diameter



.1969" Dia.  
"Round" Wire Design

10 Feet per Length 118.3" (3m) 10 pc. min. order qty. 2" Deep Tray	Tray Width	Load (Lb/ft)	Tray Weight per Length (Lb)	Splice Quantity*		Finish
				90° Sweep Elbow	Straight Splice	
	4" (102)	45	7	2	2	HBT0204ZP
	6" (152) ●	50	9	3	4	HBT0206ZP
	8" (203) ●	52	10.5	4	4	HBT0208ZP
	12" (305) ●	58	12	6	4	HBT0212ZP
	16" (406) ●	70	15	7	4	HBT0216ZP
	18" (457) ●	70	23	9	4	HBT0218ZP
	20" (508) ●	73	25	9	5	HBT0220ZP
	22" (559)	73	27	12	5	HBT0222ZP
	24" (610) ●	75	31	12	5	HBT0224ZP
	26" (660)	73	33	13	6	HBT0226ZP
	28" (711)	73	35	14	6	HBT0228ZP
	30" (762)	70	38	15	6	HBT0230ZP
	32" (813)	70	39	16	6	HBT0232ZP
4" Deep Tray	4" (102)	49	12	2	4	HBT0404ZP
	6" (152) ●	49	13	3	5	HBT0406ZP
	8" (203) ●	78	15	4	6	HBT0408ZP
	12" (305) ●	78	23	6	6	HBT0412ZP
	16" (406) ●	108	27	7	7	HBT0416ZP
	18" (457) ●	116	29	9	7	HBT0418ZP
	20" (508) ●	116	31	9	7	HBT0420ZP
	22" (559)	116	33	12	8	HBT0422ZP
	24" (610) ●	116	35	12	8	HBT0424ZP
	28" (711)	108	39	14	9	HBT0428ZP
6" Deep Tray	8" (203) ●	116	23	4	6	HBT0608ZP
	12" (305) ●	123	27	6	6	HBT0612ZP
	16" (406) ●	123	31	7	7	HBT0616ZP
	18" (457) ●	127	33	9	7	HBT0618ZP
	20" (508) ●	127	35	9	7	HBT0620ZP
	22" (559) ●	127	37	12	8	HBT0622ZP
	24" (610) ●	150	39	12	8	HBT0624ZP
8" Deep Tray	8" (203) ●	116	27	4	8	HBT0808ZP
	12" (305) ●	116	31	6	8	HBT0812ZP
	16" (406) ●	116	35	7	9	HBT0816ZP
	18" (457) ●	116	37	9	9	HBT0818ZP
	20" (508) ●	116	39	9	9	HBT0820ZP

Note: ●UL Classified/cUL Classified as equipment ground conductor.

All dimensions are +/- 0.25".

\*See page V-13 for details and page V-14 for wire fill and maximum load chart.

Dimensions in Inches (mm)

# Wire Basket Tray System

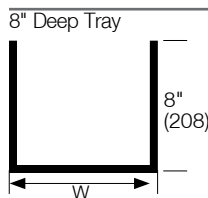
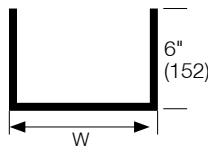
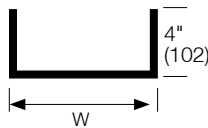
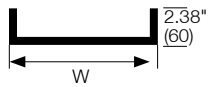
## Flat Style Cross-Wire Basket Tray



### Features

- Flat shaped cross-wires provide significantly more surface area to support weight of cables - Ideal for Cat 6 and 6A applications
- Flat ribs provide 400% more surface area and reduce stress on cables by 60%
- 100% recycled steel
- 2" x 4" mesh opening
- Reduction in stress helps maintain Cat 6 and Cat 6A performance
- Cuts and configures the same as round wire tray
- Uses the same splicing and mounting hardware as round wire tray

10 Feet per Length 118.3" (3m) 10 pc. min. order qty. 2" Deep Tray	Tray Width	Load (Lb/ft)	Tray Weight per Length (Lb)	Splice Quantity*		Finish	
				90° Sweep Elbow	Straight Splice	Pre-Galvanized	Black Powder Coat
	4" (102)	45	7	2	2	HBT0204S	HBT0204SBK
	6" (152) ●	50	9	3	4	HBT0206S	HBT0206SBK
	8" (203) ●	52	10.5	4	4	HBT0208S	HBT0208SBK
	12" (305) ●	58	12	6	4	HBT0212S	HBT0212SBK
	16" (406) ●	70	15	7	4	HBT0216S	HBT0216SBK
	18" (457) ●	70	23	9	4	HBT0218S	HBT0218SBK
	20" (508) ●	73	25	9	5	HBT0220S	HBT0220SBK
	22" (559)	73	27	12	5	HBT0222S	HBT0222SBK
	24" (610) ●	75	31	12	5	HBT0224S	HBT0224SBK
	26" (660)	73	33	13	6	HBT0226S	HBT0226SBK
	28" (711)	73	35	14	6	HBT0228S	HBT0228SBK
	30" (762)	70	38	15	6	HBT0230S	HBT0230SBK
	32" (813)	70	39	16	6	HBT0232S	HBT0232SBK
4" Deep Tray	4" (102)	49	12	2	4	HBT0404S	HBT0404SBK
	6" (152) ●	49	13	3	5	HBT0406S	HBT0406SBK
	8" (203) ●	78	15	4	6	HBT0408S	HBT0408SBK
	12" (305) ●	78	23	6	6	HBT0412S	HBT0412SBK
	16" (406) ●	108	27	7	7	HBT0416S	HBT0416SBK
	18" (457) ●	116	29	9	7	HBT0418S	HBT0418SBK
	20" (508) ●	116	31	9	7	HBT0420S	HBT0420SBK
	22" (559)	116	33	12	8	HBT0422S	HBT0422SBK
6" Deep Tray	8" (203) ●	116	23	4	6	HBT0608S	HBT0608SBK
	12" (305) ●	123	27	6	6	HBT0612S	HBT0612SBK
	16" (406) ●	123	31	7	7	HBT0616S	HBT0616SBK
	18" (457) ●	127	33	9	7	HBT0618S	HBT0618SBK
	20" (508) ●	127	35	9	7	HBT0620S	HBT0620SBK
	22" (559) ●	127	37	12	8	HBT0622S	HBT0622SBK
	24" (610) ●	150	39	12	8	HBT0624S	HBT0624SBK
	8" Deep Tray	8" (203) ●	116	27	4	8	HBT0808S
12" (305) ●		116	31	6	8	HBT0812S	HBT0812SBK
16" (406) ●		116	35	7	9	HBT0816S	HBT0816SBK
18" (457) ●		116	37	9	9	HBT0818S	HBT0818SBK
20" (508) ●		116	39	9	9	HBT0820S	HBT0820SBK



Note: ●UL Classified as equipment ground conductor (painted tray cUL Classified only).  
 All dimensions are +/- 0.25". Custom paint colors available in addition to Black Powder Coat (Contact Hubbell).  
 \*See page V-13 for details and page V-14 for wire fill and maximum load chart.

### Field Configurable Fittings

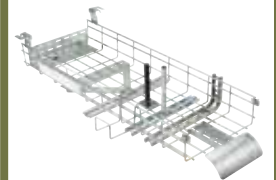


**90° Sweep Elbow**  
 Use appropriate quantity of splice kits



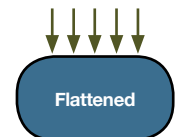
**Tee Fitting**  
 Use one HBTCS corner splice per each

### Supports and Hardware



**Ordering Information**  
 See page V-12

### Cable Support Area



.03125 sq. inch  
 "Flat" Wire Design  
 (based on .125" dia. cable)

Dimensions in Inches (mm)



# Wire Basket Tray System

## Stainless Steel Round Cross-Wire Basket Tray



### Features

- Type 304L and 316S stainless steel
- Meets ASTM A580 specifications
- 4.5mm round wire minimum
- Stainless splice kits and ceiling supports are available

### Applications

- Food processing
- Wash down areas
- Corrosive environments
- Outdoor installations
- Marine


### Stainless Steel Accessories Available



**HBTSSKSS**  
Splice Kits



**HBTCSSS**  
Corner Splice



**HBTWSSS**  
Washer Support



**HBTNBSS**  
1/4" x 20 Nuts and Bolts

#### Ordering Information

See page V-12

#### Wire Diameter



.1772" Dia.  
"Round" Wire Design

10 Feet per Length 118.3" (3m) 10 pc. min. order qty. 2" Deep Tray	Tray Width	Load (Lb/ft)	Tray Weight per Length (Lb)	Splice Quantity*		Round	
				90° Sweep Elbow	Straight Splice	Type 304L	Type 316S
	4" (102)	45	7	2	2	<b>HBT0204S04</b>	<b>HBT0204S16</b>
	6" (152)	50	9	3	4	<b>HBT0206S04</b>	<b>HBT0206S16</b>
	8" (203)	52	10.5	4	4	<b>HBT0208S04</b>	<b>HBT0208S16</b>
	12" (305)	58	12	6	4	<b>HBT0212S04</b>	<b>HBT0212S16</b>
	16" (406)	70	15	7	4	<b>HBT0216S04</b>	<b>HBT0216S16</b>
	18" (457)	70	23	9	4	<b>HBT0218S04</b>	<b>HBT0218S16</b>
	20" (508)	73	25	9	5	<b>HBT0220S04</b>	<b>HBT0220S16</b>
	22" (559)	73	27	12	5	<b>HBT0222S04</b>	<b>HBT0222S16</b>
	24" (610)	75	31	12	5	<b>HBT0224S04</b>	<b>HBT0224S16</b>
	26" (660)	73	33	13	6	<b>HBT0226S04</b>	<b>HBT0226S16</b>
	28" (711)	73	35	14	6	<b>HBT0228S04</b>	<b>HBT0228S16</b>
	30" (762)	70	38	15	6	<b>HBT0230S04</b>	<b>HBT0230S16</b>
	32" (813)	70	39	16	6	<b>HBT0232S04</b>	<b>HBT0232S16</b>
4" Deep Tray	4" (102)	49	12	2	4	<b>HBT0404S04</b>	<b>HBT0404S16</b>
	6" (152)	49	13	3	5	<b>HBT0406S04</b>	<b>HBT0406S16</b>
	8" (203)	78	15	4	6	<b>HBT0408S04</b>	<b>HBT0408S16</b>
	12" (305)	78	23	6	6	<b>HBT0412S04</b>	<b>HBT0412S16</b>
	16" (406)	108	27	7	7	<b>HBT0416S04</b>	<b>HBT0416S16</b>
	18" (457)	116	29	9	7	<b>HBT0418S04</b>	<b>HBT0418S16</b>
	20" (508)	116	31	9	7	<b>HBT0420S04</b>	<b>HBT0420S16</b>
	22" (559)	116	33	12	8	<b>HBT0422S04</b>	<b>HBT0422S16</b>
	24" (610)	116	35	12	8	<b>HBT0424S04</b>	<b>HBT0424S16</b>
	28" (711)	108	39	14	9	<b>HBT0428S04</b>	<b>HBT0428S16</b>
6" Deep Tray	8" (203)	116	23	4	6	<b>HBT0608S04</b>	<b>HBT0608S16</b>
	12" (305)	123	27	6	6	<b>HBT0612S04</b>	<b>HBT0612S16</b>
	16" (406)	123	31	7	7	<b>HBT0616S04</b>	<b>HBT0616S16</b>
	18" (457)	127	33	9	7	<b>HBT0618S04</b>	<b>HBT0618S16</b>
	20" (508)	127	35	9	7	<b>HBT0620S04</b>	<b>HBT0620S16</b>
	22" (559)	127	37	12	8	<b>HBT0622S04</b>	<b>HBT0622S16</b>
	24" (610)	150	39	12	8	<b>HBT0624S04</b>	<b>HBT0624S16</b>
8" Deep Tray	8" (203)	116	27	4	8	<b>HBT0808S04</b>	<b>HBT0808S16</b>
	12" (305)	116	31	6	8	<b>HBT0812S04</b>	<b>HBT0812S16</b>
	16" (406)	116	35	7	9	<b>HBT0816S04</b>	<b>HBT0816S16</b>
	18" (457)	116	37	9	9	<b>HBT0818S04</b>	<b>HBT0818S16</b>
	20" (508)	116	39	9	9	<b>HBT0820S04</b>	<b>HBT0820S16</b>

Note: All dimensions are +/- 0.25".

\*See page V-13 for details and page V-14 for wire fill and maximum load chart.

Dimensions in Inches (mm)

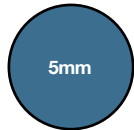
# Wire Basket Tray System

## Under Floor Round Cross-Wire Basket Tray

### Features

- T-weld construction prevents snags
- 5mm round wire on smaller sizes
- 100% recycled steel
- Use factory support hardware or fabricate supports on the job site
- 2" x 4" mesh opening

### Wire Diameter



.1969" Dia.  
"Round" Wire Design

HBTU002424

Tray Height	Tray Width	Tray Length		
		24" (610)	48" (1,220)	72" (1,829)
2" Deep Tray	6" (152)	HBTU020624	HBTU020648	HBTU020672
	12" (305)	HBTU021224	HBTU021248	HBTU021272
	24" (610)	HBTU022424	HBTU022448	HBTU022472
4" Deep Tray	6" (152)	HBTU040624	HBTU040648	HBTU040672
	12" (305)	HBTU041224	HBTU041248	HBTU041272
	24" (610)	HBTU042424	HBTU042448	HBTU042472
6" Deep Tray	6" (152)	HBTU060624	HBTU060648	HBTU060672
	12" (305)	HBTU061224	HBTU061248	HBTU061272
	24" (610)	HBTU062424	HBTU062448	HBTU062472
8" Deep Tray	6" (152)	—	—	—
	12" (305)	HBTU081224	HBTU081248	HBTU081272
	20" (610)	HBTU082024	HBTU082048	HBTU082072
Flat	24" (610)	HBTU002424	—	—

Note: Tray UL Classified as equipment ground conductor.



### Splice Hardware

Description	Finish	Catalog Number
<b>Kit, Pedestal</b> (2) HBTUPC and (1) Cross bar	Pre-Galvanized	HBTUPK
<b>C-Bracket</b> 6" Tier 12" Tier	Pre-Galvanized Pre-Galvanized	HBTUCB6 HBTUCB12
<b>U-Clamp, Pedestal</b> (1) Clamp	Pre-Galvanized	HBTUPC
<b>Tray Grounding Fasteners</b> Washer supports HBTWS and ¼" - 20 self threading screws; 50 per box. Required when installing under floor wire basket tray.	Zinc Plated	HBTUGS
<b>Intersection Supports</b> For use with HBTUSUPP series support	Pre-Galvanized	HBTUFIT
<b>Vertical Up</b>	Pre-Galvanized	HBTUVU

### Saw Horse Supports


Support Height	Support Width	Finish	Catalog Number
4" (102)	22" (559)	Pre-Galvanized	HBTUSUPP4
6" (152)	22" (559)	Pre-Galvanized	HBTUSUPP6
8" (203)	22" (559)	Pre-Galvanized	HBTUSUPP8
10" (254)	22" (559)	Pre-Galvanized	HBTUSUPP10
12" (305)	22" (559)	Pre-Galvanized	HBTUSUPP12
14" (356)	22" (559)	Pre-Galvanized	HBTUSUPP14
16" (406)	22" (559)	Pre-Galvanized	HBTUSUPP16
18" (457)	22" (559)	Pre-Galvanized	HBTUSUPP18
20" (508)	22" (559)	Pre-Galvanized	HBTUSUPP20
22" (559)	22" (559)	Pre-Galvanized	HBTUSUPP22
24" (610)	22" (559)	Pre-Galvanized	HBTUSUPP24
26" (660)	22" (559)	Pre-Galvanized	HBTUSUPP26
28" (711)	22" (559)	Pre-Galvanized	HBTUSUPP28
30" (762)	22" (559)	Pre-Galvanized	HBTUSUPP30

Note: See page 10 for L-brackets and C-brackets.  
See page 14 for wire fill and maximum load chart.

Dimensions in Inches (mm)

# Wire Basket Tray System

## Accessories for Wire Basket Tray, Preformed Fittings




### 1. Splicing hardware included



### 2. Attach first tray with washer support and 1/4"-20 nut and bolt



### 3. Washer support secured to tray



### Installation Efficiency

Hubbell preformed fittings are time and cost effective solutions to installing 90 Degree Radius, Tees and Intersections, no cutting and no configuring. Hubbell offers Pre-galvanized or Black powder painted finishes. The fittings simply attach at the Intersections Tees or junctions when you want a radius bend. The fittings are manufactured precisely to the basket tray being utilized providing a clean engineered solution.

Installation of Hubbell preformed fittings can reduce installation configurations from hours to a few minutes. Labor and time savings can exceed 90% versus traditional cutting and splicing. Preformed fittings ensure a consistent installation every time and also avoids the sharp wire edges caused during the cutting process. Standard Hubbell preformed fittings consist of a pregalvanized base with black polymer sides\* and splicing hardware.

\*Steel wall preform fittings are available.



### 4. Attach second tray



### 5. Install side walls

### 90 Degree Radius

Tray Width	Traditional Configuration	Hubbell Preformed Fittings	Time Savings
2 x 8	7 Minutes	1 Minute	85%
4 x 12	20 Minutes	2 Minutes	90%

### Tee

Tray Width	Traditional Configuration	Hubbell Preformed Fittings	Time Savings
4 x 12	8 Minutes, 45 seconds	2 Minutes, 30 seconds	70%
4 x 18	10 Minutes	2 Minutes, 30 seconds	74%


### Intersection

Tray Width	Traditional Configuration	Hubbell Preformed Fittings	Time Savings
6 x 24	29 Minutes	4 Minutes, 45 seconds	83%




# Wire Basket Tray System

## Accessories for Wire Basket Tray, Preformed Fittings



### Features

- Labor and time savings
- Consistent installations
- For round and flat tray
- Steel pre-galvanized bases
- Interlocking polymer side walls
- Splicing hardware included
- Available with steel side walls



Tray Size	Tray Width	90 Degree	Tee	Intersection	45 Degree	30 Degree
2" (51) Deep	4"(102)	<b>HBTR0204</b>	<b>HBTT0204</b>	<b>HBTI0204</b>	<b>HBT450204</b>	<b>HBT300204</b>
	6"(152)	<b>HBTR0206</b>	<b>HBTT0206</b>	<b>HBTI0206</b>	<b>HBT450206</b>	<b>HBT300206</b>
	8"(203)	<b>HBTR0208</b>	<b>HBTT0208</b>	<b>HBTI0208</b>	<b>HBT450208</b>	<b>HBT300208</b>
	12"(305)	<b>HBTR0212</b>	<b>HBTT0212</b>	<b>HBTI0212</b>	<b>HBT450212</b>	<b>HBT300212</b>
	16"(406)	<b>HBTR0216</b>	<b>HBTT0216</b>	<b>HBTI0216</b>	<b>HBT450216</b>	<b>HBT300216</b>
	18"(457)	<b>HBTR0218</b>	<b>HBTT0218</b>	<b>HBTI0218</b>	<b>HBT450218</b>	<b>HBT300218</b>
	20"(508)	<b>HBTR0220</b>	<b>HBTT0220</b>	<b>HBTI0220</b>	<b>HBT450220</b>	<b>HBT300220</b>
	24"(610)	<b>HBTR0224</b>	<b>HBTT0224</b>	<b>HBTI0224</b>	<b>HBT450224</b>	<b>HBT300224</b>
4" (102) Deep	4"(102)	<b>HBTR0404</b>	<b>HBTT0404</b>	<b>HBTI0404</b>	<b>HBT450404</b>	<b>HBT300404</b>
	6"(152)	<b>HBTR0406</b>	<b>HBTT0406</b>	<b>HBTI0406</b>	<b>HBT450406</b>	<b>HBT300406</b>
	8"(203)	<b>HBTR0408</b>	<b>HBTT0408</b>	<b>HBTI0408</b>	<b>HBT450408</b>	<b>HBT300408</b>
	12"(305)	<b>HBTR0412</b>	<b>HBTT0412</b>	<b>HBTI0412</b>	<b>HBT450412</b>	<b>HBT300412</b>
	16"(406)	<b>HBTR0416</b>	<b>HBTT0416</b>	<b>HBTI0416</b>	<b>HBT450416</b>	<b>HBT300416</b>
	18"(457)	<b>HBTR0418</b>	<b>HBTT0418</b>	<b>HBTI0418</b>	<b>HBT450418</b>	<b>HBT300418</b>
	20"(508)	<b>HBTR0420</b>	<b>HBTT0420</b>	<b>HBTI0420</b>	<b>HBT450420</b>	<b>HBT300420</b>
	24"(610)	<b>HBTR0424</b>	<b>HBTT0424</b>	<b>HBTI0424</b>	<b>HBT450424</b>	<b>HBT300424</b>
6" (152) Deep	8"(203)	<b>HBTR0608</b>	<b>HBTT0608</b>	<b>HBTI0608</b>	<b>HBT450608</b>	<b>HBT300608</b>
	12"(305)	<b>HBTR0612</b>	<b>HBTT0612</b>	<b>HBTI0612</b>	<b>HBT450612</b>	<b>HBT300612</b>
	16"(406)	<b>HBTR0616</b>	<b>HBTT0616</b>	<b>HBTI0616</b>	<b>HBT450616</b>	<b>HBT300616</b>
	18"(457)	<b>HBTR0618</b>	<b>HBTT0618</b>	<b>HBTI0618</b>	<b>HBT450618</b>	<b>HBT300618</b>
	20"(508)	<b>HBTR0620</b>	<b>HBTT0620</b>	<b>HBTI0620</b>	<b>HBT450620</b>	<b>HBT300620</b>
	24"(610)	<b>HBTR0624</b>	<b>HBTT0624</b>	<b>HBTI0624</b>	<b>HBT450624</b>	<b>HBT300624</b>

Note: Add **BK** suffix for black base.  
Add **SW** suffix for steel side walls.

Dimensions in Inches (mm)

# Wire Basket Tray System

## Accessories for Wire Basket Tray - Supports and Brackets

No Splice supports reduces the number of splice kits required for tray installations.



### No Splice Support\*

Tray Width	Qty. per Box	Center Support		Qty. per Box	Ceiling Support	
		Pre-Galvanized	Black Powder Coat		Pre-Galvanized	Black Powder Coat
6" (152)	1	<b>HBTNSCTRS6</b>	<b>HBTNSCTRS6BK</b>	-	-	-
8" (203)	1	<b>HBTNSCTRS8</b>	<b>HBTNSCTRS8BK</b>	-	-	-
12" (305)	1	<b>HBTNSCTRS12</b>	<b>HBTNSCTRS12BK</b>	1	<b>HBTNSCLGS12</b>	<b>HBTNSCLGS12BK</b>
16" (406)	1	<b>HBTNSCTRS16</b>	<b>HBTNSCTRS16BK</b>	1	<b>HBTNSCLGS16</b>	<b>HBTNSCLGS16BK</b>
18" (457)	1	<b>HBTNSCTRS18</b>	<b>HBTNSCTRS18BK</b>	1	<b>HBTNSCLGS18</b>	<b>HBTNSCLGS18BK</b>
20" (508)	1	<b>HBTNSCTRS20</b>	<b>HBTNSCTRS20BK</b>	1	<b>HBTNSCLGS20</b>	<b>HBTNSCLGS20BK</b>
24" (610)	1	<b>HBTNSCTRS24</b>	<b>HBTNSCTRS24BK</b>	1	<b>HBTNSCLGS24</b>	<b>HBTNSCLGS24BK</b>

Note: \*Install every 5 feet. Splice hardware included.



### Supports\*\*

Tray Width	Qty. per Box	Center Support		Ceiling Support		Trapeze Support		
		Pre-Galvanized	Black Powder Coat	Pre-Galvanized	Black Powder Coat	Qty. per Box	Zinc Plated	Black Powder Coat
4" (102)	1	<b>HBTCTRS4</b>	<b>HBTCTRS4BK</b>	-	-	50	<b>HBTTS</b>	<b>HBTTSBK</b>
6" (152)	1	<b>HBTCTRS6</b>	<b>HBTCTRS6BK</b>	-	-		Attaches to the side of the tray; for tray sizes 16" wide and smaller; use in pairs every 6 feet for 4" and 6" trays; can be staggered every 5 feet.	
8" (203)	1	<b>HBTCTRS8</b>	<b>HBTCTRS8BK</b>	-	-			
12" (305)	1	<b>HBTCTRS12</b>	<b>HBTCTRS12BK</b>	<b>HBTCLGS12</b>	<b>HBTCLGS12BK</b>			
16" (406)	1	<b>HBTCTRS16</b>	<b>HBTCTRS16BK</b>	<b>HBTCLGS16</b>	<b>HBTCLGS16BK</b>			
18" (457)	1	<b>HBTCTRS18</b>	<b>HBTCTRS18BK</b>	<b>HBTCLGS18</b>	<b>HBTCLGS18BK</b>			
20" (508)	1	<b>HBTCTRS20</b>	<b>HBTCTRS20BK</b>	<b>HBTCLGS20</b>	<b>HBTCLGS20BK</b>			
24" (610)	1	<b>HBTCTRS24</b>	<b>HBTCTRS24BK</b>	<b>HBTCLGS24</b>	<b>HBTCLGS24BK</b>			



### Brackets\*\*

Tray Width	Qty. per Box	L-Bracket		C-Bracket		Shelf Support	
		Pre-Galvanized	Black Powder Coat	Pre-Galvanized	Black Powder Coat	Pre-Galvanized	Black Powder Coat
4" (102)	1	<b>HBTLB4</b>	<b>HBTLB4BK</b>	<b>HBTCB4</b>	<b>HBTCB4BK</b>	<b>HBTSS4</b>	<b>HBTSS4BK</b>
6" (152)	1	<b>HBTLB6</b>	<b>HBTLB6BK</b>	-	-	<b>HBTSS6</b>	<b>HBTSS6BK</b>
8" (203)	1	<b>HBTLB8</b>	<b>HBTLB8BK</b>	<b>HBTCB8</b>	<b>HBTCB8BK</b>	<b>HBTSS8</b>	<b>HBTSS8BK</b>
12" (305)	1	<b>HBTLB12</b>	<b>HBTLB12BK</b>	<b>HBTCB12</b>	<b>HBTCB12BK</b>	<b>HBTSS12</b>	<b>HBTSS12BK</b>
16" (406)	1	<b>HBTLB16</b>	<b>HBTLB16BK</b>	-	-	<b>HBTSS16</b>	<b>HBTSS16BK</b>
18" (457)	1	<b>HBTLB18</b>	<b>HBTLB18BK</b>	<b>HBTCB18</b>	<b>HBTCB18BK</b>	<b>HBTSS18</b>	<b>HBTSS18BK</b>
20" (508)	1	<b>HBTLB20</b>	<b>HBTLB20BK</b>	-	-	<b>HBTSS20</b>	<b>HBTSS20BK</b>
24" (610)	1	<b>HBTLB24</b>	<b>HBTLB24BK</b>	-	-	<b>HBTSS24</b>	<b>HBTSS24BK</b>

Note: \*\*Install every 6 feet.

Dimensions in Inches (mm)

# Wire Basket Tray System

## Accessories for Wire Basket Tray - Covers and Inserts

### Black Polymer Inserts with Sides\*

Provides a solid bottom and sides for tray - order in 10 foot increments

Tray Width	2" (51) Deep	4" (102) Deep	6" (152) Deep
4" (102)	<b>HBTFRMINSO204BK</b>	<b>HBTFRMINSO404BK</b>	-
6" (152)	<b>HBTFRMINSO206BK</b>	<b>HBTFRMINSO406BK</b>	-
8" (203)	<b>HBTFRMINSO208BK</b>	<b>HBTFRMINSO408BK</b>	<b>HBTFRMINSO608BK</b>
12" (305)	<b>HBTFRMINSO212BK</b>	<b>HBTFRMINSO412BK</b>	<b>HBTFRMINSO612BK</b>
16" (406)	<b>HBTFRMINSO216BK</b>	<b>HBTFRMINSO416BK</b>	<b>HBTFRMINSO616BK</b>
18" (457)	<b>HBTFRMINSO218BK</b>	<b>HBTFRMINSO418BK</b>	<b>HBTFRMINSO618BK</b>
20" (508)	<b>HBTFRMINSO220BK</b>	<b>HBTFRMINSO420BK</b>	<b>HBTFRMINSO620BK</b>
24" (610)	<b>HBTFRMINSO224BK</b>	<b>HBTFRMINSO424BK</b>	<b>HBTFRMINSO624BK</b>


Note: \*For white insert, replace **BK** with **WHT**.



### Polymer Inserts

Provides a solid bottom for tray - order in 10 foot increments

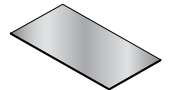
Tray Width	Length	White	Black
4" (102)	118" (3000)	<b>HBTINSNM04WHT</b>	<b>HBTINSNM04</b>
6" (152)	118" (3000)	<b>HBTINSNM06WHT</b>	<b>HBTINSNM06</b>
8" (203)	118" (3000)	<b>HBTINSNM08WHT</b>	<b>HBTINSNM08</b>
12" (305)	118" (3000)	<b>HBTINSNM12WHT</b>	<b>HBTINSNM12</b>
16" (406)	118" (3000)	<b>HBTINSNM16WHT</b>	<b>HBTINSNM16</b>
18" (457)	118" (3000)	<b>HBTINSNM18WHT</b>	<b>HBTINSNM18</b>
20" (508)	118" (3000)	<b>HBTINSNM20WHT</b>	<b>HBTINSNM20</b>
24" (610)	118" (3000)	<b>HBTINSNM24WHT</b>	<b>HBTINSNM24</b>



### Galvanized Steel Inserts

Provides a solid bottom for tray - 5 feet length per piece; 1 piece per box

Tray Width	Length	Pre-Galvanized	Black Powder Coat
4" (102)	59" (1500)	<b>HBTINSM04</b>	<b>HBTINSM04BK</b>
6" (152)	59" (1500)	<b>HBTINSM06</b>	<b>HBTINSM06BK</b>
8" (203)	59" (1500)	<b>HBTINSM08</b>	<b>HBTINSM08BK</b>
12" (305)	59" (1500)	<b>HBTINSM12</b>	<b>HBTINSM12BK</b>
16" (406)	59" (1500)	<b>HBTINSM16</b>	<b>HBTINSM16BK</b>
18" (457)	59" (1500)	<b>HBTINSM18</b>	<b>HBTINSM18BK</b>
20" (508)	59" (1500)	<b>HBTINSM20</b>	<b>HBTINSM20BK</b>
24" (610)	59" (1500)	<b>HBTINSM24</b>	<b>HBTINSM24BK</b>



### Galvanized Steel Covers

Top cable and wire protector - 5 feet length per piece; 1 piece per box

Tray Width	Length	Pre-Galvanized	Black Powder Coat
4" (102)	59" (1500)	<b>HBTCVR4</b>	<b>HBTCVR4BK</b>
6" (152)	59" (1500)	<b>HBTCVR6</b>	<b>HBTCVR6BK</b>
8" (203)	59" (1500)	<b>HBTCVR8</b>	<b>HBTCVR8BK</b>
12" (305)	59" (1500)	<b>HBTCVR12</b>	<b>HBTCVR12BK</b>
16" (406)	59" (1500)	<b>HBTCVR16</b>	<b>HBTCVR16BK</b>
18" (457)	59" (1500)	<b>HBTCVR18</b>	<b>HBTCVR18BK</b>
20" (508)	59" (1500)	<b>HBTCVR20</b>	<b>HBTCVR20BK</b>
24" (610)	59" (1500)	<b>HBTCVR24</b>	<b>HBTCVR24BK</b>



### Galvanized Termination Support

Secures end of tray to wall and can serve as blank end fitting; 1 piece per box

Tray Width	Length	Pre-Galvanized	Black Powder Coat
6" (152)	6.4" (163)	<b>HBTTSS6</b>	<b>HBTTSS6BK</b>
8" (203)	8" (203)	<b>HBTTSS8</b>	<b>HBTTSS8BK</b>
12" (305)	11.2" (284)	<b>HBTTSS12</b>	<b>HBTTSS12BK</b>
16" (406)	16" (406)	<b>HBTTSS16</b>	<b>HBTTSS16BK</b>
18" (457)	17.6" (447)	<b>HBTTSS18</b>	<b>HBTTSS18BK</b>
20" (508)	19.2" (488)	<b>HBTTSS20</b>	<b>HBTTSS20BK</b>
24" (610)	24" (610)	<b>HBTTSS24</b>	<b>HBTTSS24BK</b>



### Galvanized Steel Dividers

Mounting hardware to secure to tray (not included); 2 mounting holes per piece; 5 feet length per piece; 1 piece per box

For use with Tray	Length	Pre-Galvanized	Black Powder Coat
2" (51) Deep	60" (1524)	<b>HBTDIV2</b>	<b>HBTDIV2BK</b>
4" (102) Deep	60" (1524)	<b>HBTDIV4</b>	<b>HBTDIV4BK</b>
6" (152) Deep	60" (1524)	<b>HBTDIV6</b>	<b>HBTDIV6BK</b>
8" (203) Deep	60" (1524)	<b>HBTDIV8</b>	<b>HBTDIV8BK</b>



Dimensions in Inches (mm)

# Wire Basket Tray System

## Accessories for Wire Basket Tray, Supports and Fittings

Description	Tray Width	Finish	Catalog Number
<b>Radius Down</b> Increases cable protection and cable bend control; 1 per box	4" (102) 6" (152) 12" (305)	Black Black Black	<b>HBTRD4BK</b> <b>HBTRD6BK</b> <b>HBTRD12BK</b>
<b>Exit Radius Down*</b> Top tray attachment, increases cable protection and cable bend control; 1 per box	4X4 Minimum Tray Size	Black	<b>HBTEXTRDBK</b>
<b>Vertical Down</b> Protects cables when dropping from the end or side of tray; 1 per box	7/4" (102)	Zinc Plated Black	<b>HBTVD</b> <b>HBTVDBK</b>
<b>Label Clip</b> Attachment for all sizes of tray; 1 per box		White	<b>HBTLCL</b>
<b>Cable Guide*</b> Maintains cable bend radius and acts as a divider for straight sections and fittings; 1 per box		Black	<b>HBTCG</b>
<b>Electrical Box Bracket</b> Attaches electrical box to side of tray; 1 per box		Pre-Galvanized Black	<b>HBTEB</b> <b>HBTEBBL</b>
<b>Sidocar</b> Attaches to outside of tray, provides additional cable support, 2" deep; 1 per box		Pre-Galvanized Black	<b>HBTSC</b> <b>HBTSCBK</b>
<b>Splice Kit</b> 3 piece staked bolt/washer and nut combination; splices straight sections and field formed fittings; 50 pieces per box		Zinc Plated Black Stainless Steel	<b>HBTSK</b> <b>HBTSKBK</b> <b>HBTSKSS</b>
<b>Bar Splice</b> Slotted bar 11 1/4" long; Splices straight sections and fittings; bend to form tray reducers; adds rigidity to tray splices; 50 pieces per box		Zinc Plated Black Stainless Steel	<b>HBTBS</b> <b>HBTBSBK</b> <b>HBTBSSS</b>
<b>Corner Splice</b> (2) 90° splice bars and (8) sets of the splice kit		Zinc Plated Black Stainless Steel	<b>HBTCS</b> <b>HBTCSBK</b> <b>HBTCSSS</b>
<b>Splice Fittings Required:</b> Use one per each Tee Fitting; Use two per each Cross Fitting			
<b>Washer Supports</b> Splices straight sections and fittings and can also be used as a hold down method for tray to strut (nut and bolt provided separately); 50 pieces per box		Zinc Plated Black Stainless Steel	<b>HBTWS</b> <b>HBTWSBK</b> <b>HBTWSSS</b>
<b>Self Tapping Screws with Supports</b> 1/4" - 20 self tapping screw and HBTWS; 50 pieces per box		Zinc Plated	<b>HBTUGS</b>

Note: \*Mounting hardware included.

Description	Finish	Catalog Number
<b>Fitting Attachment</b> Fills the gap in tray when creating fittings in 2" tray or 4"/6" tray	Pre-Galvanized Black	<b>HBTF A2</b> <b>HBTF A2BK</b>
	Pre-Galvanized Black	<b>HBTF A46</b> <b>HBTF A46BK</b>
<b>Rack Attachment</b> Attaches tray directly to the top of a standard rack	Zinc Plated Black	<b>HBTRA</b> <b>HBTRABK</b>
<b>Conduit Attachment</b> Connects conduit to tray (3/4", 1" and 1 1/4" conduit)	Pre-Galvanized Black	<b>HBTC A3</b> <b>HBTC A3BK</b>
<b>Nut and Bolt Sets</b> 1/4" - 20 nut and bolt sets; 50 pieces per box	Zinc Plated Stainless Steel	<b>HBTNB</b> <b>HBTNBSS</b>
<b>Cable Drop Outs</b> Black polymer inserts; Installed into the bottom of the basket tray to reduce pinch points and maintain a radius bend on the exiting cables	Black	<b>HBTCDBK</b>
<b>Large Cable Drop Outs</b> Black polymer inserts; Installed into the bottom of the basket tray to reduce pinch points and maintain a radius bend on the exiting cables (tray requires cutting to install)	Black	<b>HBTC D4X4BK</b>
<b>Strut Clips</b> Used to hold down basket tray when used with any standard industry strut supports; 50 pieces per box	Pre-Galvanized	<b>HBTSTRUTCLIP</b>
		<ul style="list-style-type: none"> <li>• 12" trays or smaller use 2 clips per strut support</li> <li>• 16" - 18" trays use 3 clips per strut support</li> <li>• Larger trays add one clip per strut support for every 6" of tray width</li> </ul>
<b>Grounding Split Bolts</b> These are sold in packs of 10. Bolts are used for supplemental grounding. One bolt is installed per section of basket tray. The installer must supply #6 AWG grounding wire	Copper Alloy	<b>HBTSPLITBOLTPK10</b>



Dimensions in Inches (mm)




# Wire Basket Tray System

## Technical Support - Cutting and Forming Fittings

### Cutting Wire Basket Tray

- Always make field cuts with the side action angle cutting tool.
- Cuts can be made on any finish, width or depth basket tray.
- Cut as many segments required for sweep elbows (see Splice Quantity column on product pages).
- Remove any sharp edges to eliminate possible damage to cables.



(Side action cutter)

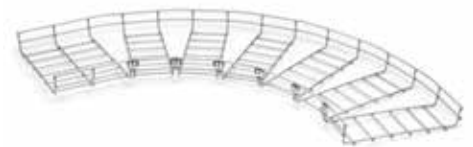
### Cutting Tool

Description	Weight (Lb/each)	Qty. per Box	Catalog Number
Manual offset angled cutting tool, 24" leveraged handle	6.0	1	<b>HBTCUTTOOL</b>



### How to Form a 90 Degree Flat Sweep Elbow

- Determine which wires must be cut for the type of fitting or redirection required. This will usually be the side and bottom wires of every other mesh section.
- Turn the tray over and cut the bottom wires.
- Cut the top side wire.
- Cut the remaining side wires.
- This creates open gaps in the side wall and bottom of the tray.
- Bend the tray to form the desired elbow radius curve by closing the gaps.
- Install splice kits and hardware where the wedge-shaped sections come together.
- Splice kits provide the mechanical connection as well as electrical grounding continuity.





**HBTSK Splice Kit**

See page V-12 for ordering information.

### How to Form a Tee Fitting

- Determine the location of the horizontal "tee" fitting along the length of basket tray.
- Cut the side wires from the tray which shall be the horizontal tray section, to the same width as the perpendicular tray section.
- Do not cut the bottom wires.
- Align the perpendicular tray to the opening in the side of the horizontal tray.
- Position one angle bracket from the HBTCS corner splice kit on each side of the opening.
- Secure the angle brackets to the horizontal and perpendicular tray sections with splice kits (nut, bolt and washer) provided in the HBTCS corner splice kit.
- Support the tee fitting on all three sides of the "tee" using appropriate support method.



**HBTCS Corner Splice**

See page V-12 for ordering information.



# Wire Basket Tray System

## Wire Fill and Maximum Load Chart

Depth	Width	Area	Cat 5e (0.18" dia.) 50% Wire Fill	Cat 6 (0.23" dia.) 50% Wire Fill	Cat 6a (0.30" dia.) 50% Wire Fill	Max. Load (Lb/ft) (Supported at 6ft spacing)
2	4	8	157	96	57	45
2	6	12	236	144	85	50
2	8	16	315	193	113	52
2	12	24	472	289	170	58
2	16	32	629	385	226	70
2	18	36	708	433	255	70
2	20	40	786	482	283	73
2	22	44	865	530	311	73
2	24	48	944	578	340	75
2	26	52	1022	626	368	73
2	28	56	1101	674	396	73
2	30	60	1180	722	425	70
2	32	64	1258	771	453	70
<hr/>						
4	4	16	315	193	113	49
4	6	24	472	289	170	49
4	8	32	629	385	226	78
4	12	48	944	578	340	78
4	16	64	1258	771	453	108
4	18	72	1415	867	510	116
4	20	80	1573	963	566	116
4	22	88	1730	1060	623	116
4	24	96	1887	1156	679	116
4	28	112	2202	1349	793	108
<hr/>						
6	8	48	944	578	340	116
6	12	72	1415	867	510	123
6	16	96	1887	1156	679	123
6	18	108	2123	1300	764	127
6	20	120	2359	1445	849	127
6	22	132	2595	1589	934	127
6	24	144	2831	1734	1019	150
<hr/>						
8	8	64	1258	771	453	116
8	12	96	1887	1156	679	116
8	16	128	2516	1541	906	116
8	18	144	2831	1734	1019	116
8	20	160	3145	1926	1132	116

### Sizes UL Classified or cUL Classified as equipment ground conductor

2" Depth	4" Depth	6" Depth	8" Depth
2 x 6	4 x 6	6 x 8	8 x 8
2 x 8	4 x 8	6 x 12	8 x 12
2 x 12	4 x 12	6 x 16	8 x 16
2 x 16	4 x 16	6 x 18	8 x 20
2 x 18	4 x 18	6 x 20	
2 x 20	4 x 20	6 x 22	
2 x 24	4 x 24	6 x 24	

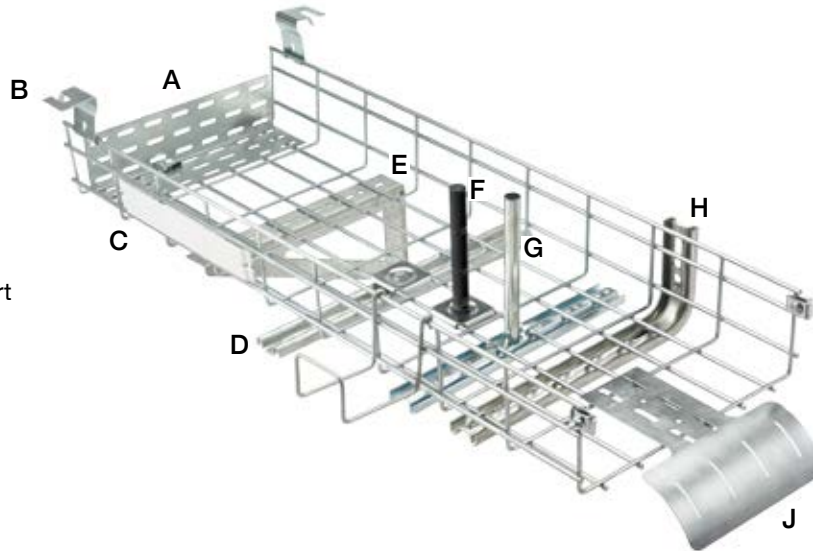
Note: Applicable to pre-galvanized and powder coat painted when spliced as recommended.  
Other non-UL sizes require external grounding conductor.  
Stainless steel is not UL listed.

### Instructions to Achieve Ground

- Use Hubbell splice kits (**HBTSK**) to achieve proper grounding at all splices, joints and fittings.
- Grounding lugs and external ground wire are not required when **HBTSK** splice kits are utilized with steel tray. (Stainless steel tray requires external grounding conductor.)

# Wire Basket Tray System

## Wire Basket Tray: Create a Bill of Material



- F Cable Guide
- G Center Support
- H L-Bracket
- I Splice Kit
- J Vertical Down

- A Termination Support
- B Trapeze Clips
- C Label Clip
- D Ceiling Support
- E Shelf Support

Job Name: \_\_\_\_\_

Location: \_\_\_\_\_

Date: \_\_\_\_\_

I. Tray Size	Fill in info
Depth (inches):	_____
Width (inches):	_____
Total linear feet:	_____
Total feet/10 = pieces:	_____

II. Finish	Check One
Pre-galvanized:	<input type="checkbox"/>
Painted black:	<input type="checkbox"/>
Stainless steel:	<input type="checkbox"/>
Electro-zinc plated:	<input type="checkbox"/>
Custom color paint:	<input type="checkbox"/>

III. Fittings	Qty
90° sweep elbow:	_____
Tee fitting:	_____
Cross-X fitting:	_____
45° sweep elbow:	_____
Reducer:	_____

IV. Splices	Qty*
Splice kits:	_____
Corner splice:	_____
Washer support:	_____
Bar splice:	_____

V. Supports (6ft spacing)	Qty
Ceiling:	_____
Center:	_____
Trapeze clips (use in pairs):	_____
Wall bracket:	_____
Termination support:	_____
Field fabricated from strut:	_____

VI. Cable management	Qty
Vertical down:	_____
Radius down:	_____
Cable guide:	_____
Side car:	_____

VII. Attachment hardware	Qty
Termination support or blank end:	_____
Electrical box bracket:	_____
Fitting attachment:	_____
Rack attachment:	_____
Conduit attachment:	_____

VIII. Tray accessories	Qty
Steel divider:	_____
Steel cover:	_____
Steel bottom insert:	_____
Polymer bottom insert:	_____
Label clip:	_____

Note: \*See product selection tables for quantities of splices. These are dependent upon tray size. Additional splices required for fittings.

# Wire Basket Tray System

## Technical Specifications

### 2.01 ACCEPTABLE MANUFACTURES

1. Manufacturer: Subject to compliance with these specifications wire basket tray systems to be installed shall be Hubbell "HBT" series.

### 2.02 WIRE TRAY SECTIONS AND COMPONENTS

1. Provide wire basket of types and sizes indicated with all required splicing and mounting hardware. Construct units with T-weld edges and smooth surfaces in compliance with applicable standards and with the following additional construction features.
  - A. All straight section longitudinal wires shall be constructed with a continuous top wire safety edge. Safety edge must be T-welded on all tray sizes.
  - B. Wire basket cross-wire to be constructed with either flat shaped wire design or with round wire design as directed by engineer.
    - Flat shaped cross wire design shall provide additional surface area for cable weight support and to avoid pressure points and strain on cables.
    - Round shaped cross wire design may be used in general purpose applications where cable weight and strain are not concerns.
2. Materials and Finishes: Material and finish specifications for Carbon Steel Wire and Pre-Galvanized steel wire are as follows:
  - A. Pre-galvanized Zinc: Straight section shall be made from pre-galvanized steel meeting the minimum mechanical properties of ASTM A 641. Material must be cleaned after fabrication to remove any soot, manufacturing residue/oils or metallic particles.
  - B. Powder Coat: Straight sections shall be powder coated black with an average paint thickness of 1.2mils (30microns) to 3.0mils (75microns). Hubbell powder coat product is masked at splice points to allow conductive ground design; no field paint removal is required.
  - C. Stainless Steel: Straight sections and accessories shall be made from AISI Type 304L, 316L Stainless Steel (meeting the minimum mechanical properties of ASTM A 580).
  - D. Electro-Plated Zinc Galvanized (Post Plated) Made from Carbon Steel and plated to ASTM B 633, Type III, SC-1.
  - E. Hot Dip Galvanized: Plain steel (ASTM A510) dip after fabricated and formed. ASTM A123.
3. Wire basket shall be made of high strength steel wires and formed into a standard 2-inch by 4-inch wire mesh pattern with intersecting wires welded together. All mesh sections must have at least one bottom longitudinal wire along entire length of straight section.
4. Wire basket sizes shall conform to the following nominal criteria:
  - A. Straight sections shall be furnished in standard 118" (3m) lengths.
  - B. Wire diameter shall be 0.195" (5mm) minimum on all mesh sections. Wire diameter shall be minimum size of 4.5mm on stainless steel.
  - C. Wire basket shall have a 2-inch usable loading depth by (4), (6), (8), (10), (12), (14), (16), (18), (20), (22), (24), (26), (28), (30), (32) inches wide.
  - D. Wire basket shall have a 4-inch usable loading depth by (4), (6), (8), (10), (12), (14), (16), (18), (20), (22), (24), (26), (28) inches wide.
  - E. Wire basket shall have a 6-inch usable loading depth by (8), (10), (12), (14), (16), (18), (20), (22), (24) inches wide.
  - F. Wire basket shall have an 8-inch usable loading depth by (8), (10), (12), (14), (16), (18), (20) inches wide.
5. All fittings shall be field formed from straight sections in accordance with manufacturer's instructions.
6. All Tray sections and splicing assemblies shall be UL/C-UL Classified as an Equipment Ground Conductor (EGC).
7. Wire mesh basket tray supports shall be ceiling trapeze type, center support, trapeze clips, or wall brackets as manufactured by Hubbell.
8. Special accessories shall be furnished as required to protect, support and install a wire basket support system.