

Hands-free Switching for Today's Lifestyle



Leviton's line of Decora Motion Sensors combine state-of-the-art technology with modern aesthetics to provide optimal management of lighting and motor loads. Choose from Manual-ON (Vacancy Sensor) or Automatic-ON (Occupancy Sensor) switching. These energy-saving sensors are engineered to ensure that lights/motors will turn OFF automatically when motion is no longer detected within the covered range.

Applications

Bathrooms
Garages
Hallways
Basements

Utility/Laundry Rooms
Living/Family Rooms
Bedrooms
Dining Rooms/Kitchens

GENERAL OPERATION

Leviton's sensors use passive infrared (PIR) detection technology to monitor a room for occupancy through a segmented lens.

MANUAL-ON OPERATION (Vacancy Sensors)

Vacancy sensors require the user to manually press the push-button to turn lights ON. The lights will remain ON as long as the device detects activity in the sensor zone. Lights may be manually turned OFF at any time by pressing the push-button.

AUTOMATIC-ON OPERATION (Occupancy Sensors)

Occupancy sensors switch lights ON automatically when motion is detected. The lights will remain ON as long as the device detects activity in the sensor zone. Lights may also be switched OFF at any time by manually pressing the push-button.



Features and Benefits

- Manual-ON or Automatic-ON models available
- Screw terminals for easier installation
- Variety of models for control of LED, CFL, Incandescent, Halogen, Fluorescent ballast or Motor loads
- Provides 180° Field of View, 900 sq. ft. coverage
- Low profile design blends in with walls for a discreet appearance; fits in a standard wallbox
- Ambient light override prevents occupancy sensors from switching the lights ON when there is ample natural sunlight
- Adjustable delayed OFF time which can be set for 30 seconds, 5 minutes, 15 minutes or 30 minutes
- Neutral wire not required on most models
- CA Title 20 Compliant*
- Vacancy Sensors can be used to comply with 2019 California Title 24, Part 6 Vacancy Control Device Requirements
- Contemporary styling in line with Leviton's Decora® line of wiring devices
- Compatible with Decora Plus™ screwless wallplates
- Color change kits are available for most models

Typical Specifications

Operating: 0 to 40° C

Non-Operating -10 to 85° C

Relative humidity, Non-Condensing: 20% to 90%

Agency Standards and Compliance

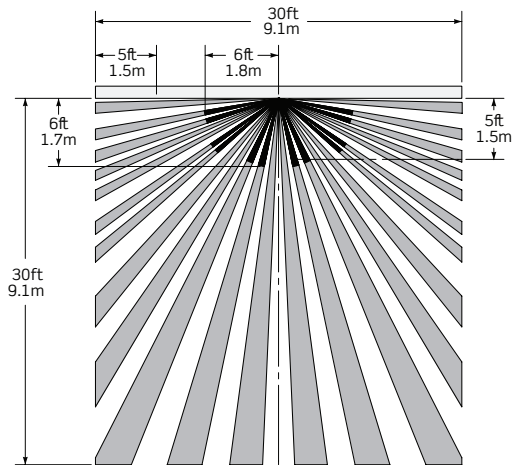
- Complies with UL773A
- CSA C22.2 NO.205
- NOM57
- California Title 20
- Vacancy sensors can be used to comply with 2019 California Title 24, Part 6 Vacancy Control Device Requirements
- NEC 2017

Warranty Information

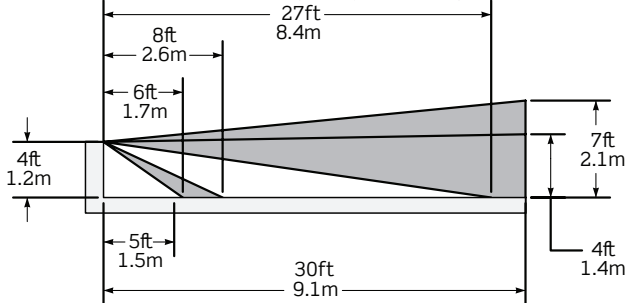
Five-year limited warranty

Sensing Area Coverage

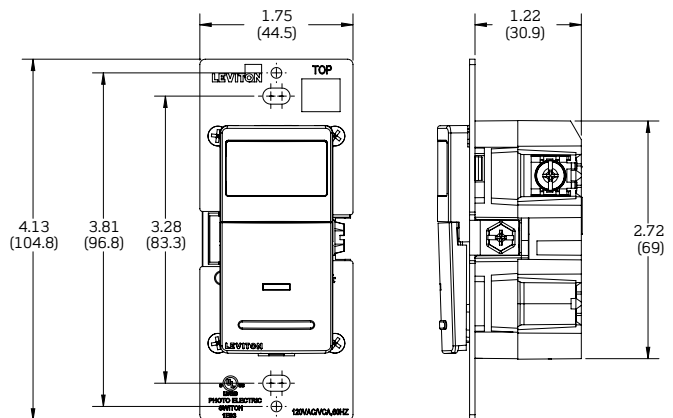
Field-of-View (Horizontal)



Field-of-View (Side, Vertical)



Dimensional Drawings



*Items meet California code of regulation Title 20

Specifications At-A-Glance

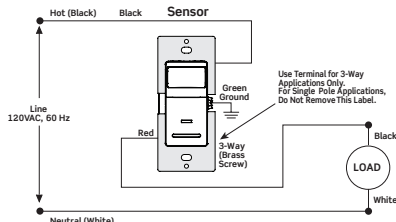
	IPS02	IPV02	IPVN2	IPS05	IPV05	IPS06	IPSD6	IPVD6	IPS15	IPV15
Voltage, frequency 120VAC, 60 Hz	•	•	•	•	•	•	•	•	•	•
Load Rating										
LED	150W	150W	150W	150W	150W	150W	150W	150W	600W	600W
CFL	150W	150W	150W	150W	150W	-	150W	150W	600W	600W
Incandescent/ Halogen	300W	300W	300W	600W	600W	600W	600W	600W	1800W	1800W
Motor	1/6 hp	1/6 hp	1/6 hp	1/6 hp	1/6 hp	-	-	-	1/2 hp	1/2 hp
Fluorescent Ballast	200VA	200VA	200VA	600W	600W	-	-	-	1800VA	1800VA
Resistive	2.5 amps	2.5 amps	2.5 amps	5 amps	5 amps	-	-	-	-	-
Mechanical										
Neutral Required for Operation	No	No	Yes	No	No	No	No	No	Yes	Yes
Ground Required for Operation	Yes	Yes	No	Yes	Yes	No	No	No	No	No
Switching Technology	Relay	Relay	Relay	Relay	Relay	Triac	Triac	Triac	Relay	Relay
Single Pole/ 3-Way or Single Pole	Single Pole	Single Pole	Single Pole	Single Pole	Single Pole	Single Pole/ 3-Way	Single Pole/ 3-Way	Single Pole/ 3-Way	Single Pole/ 3-Way**	Single Pole/ 3-Way**
Features										
180°, 900 Sq. Ft. Coverage	•	•	•	•	•	•	•	•	•	•
Passive Infrared Sensing Technology	•	•	•	•	•	•	•	•	•	•
30s, 5m, 15m, 30m Time Delay	•	•	•	•	•	•	•	•	•	•
Ambient Light Override	•	-	-	•	-	•	•	-	•	-
Auto/Manual ON	Auto ON	Manual ON	Manual ON	Auto ON	Manual ON	Auto ON	Auto ON	Manual ON	Auto ON	Manual ON
Dimming	-	-	-	-	-	-	•	•	-	-
Certifications										
UL	•	•	•	•	•	•	•	•	•	•
CA Title 24 Code Compliance	-	•	•	-	•	-	-	•	-	•
CA Title 20 Code Compliance*	•	•	•	•	•	•	•	•	•	•
Environmental										
Operating Temperature 0°C to 40°C	•	•	•	•	•	•	•	•	•	•
Relative Humidity 20% to 90% non-condensing	•	•	•	•	•	•	•	•	•	•
Storage Temperature -10°C to 85°C	•	•	•	•	•	•	•	•	•	•

*Items meet California Code of Regulation Title 20

**3-Way with IPV0R or VP0SR Remote Sensors

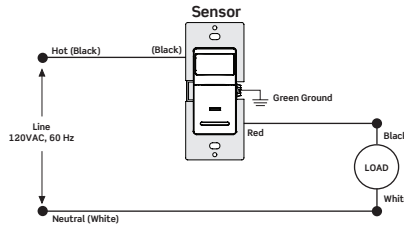
Wiring Diagrams

Cat. Nos. IPS06/IPVD6/IPSD6



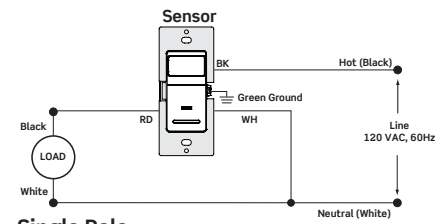
Single Pole

Cat. Nos. IPS02/IPV02/IPS05/IPV05



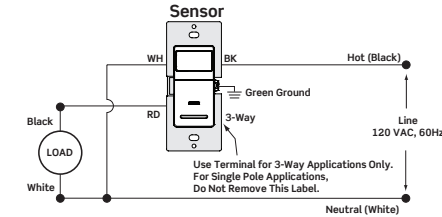
Single Pole

Cat. No. IPVN2

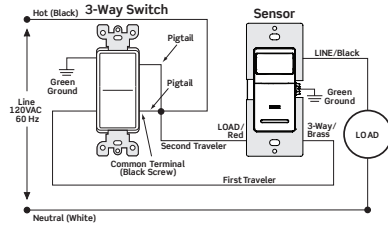


Single Pole

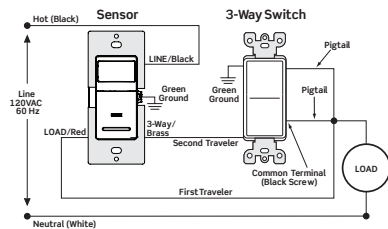
Cat. Nos. IPS15/IPV15



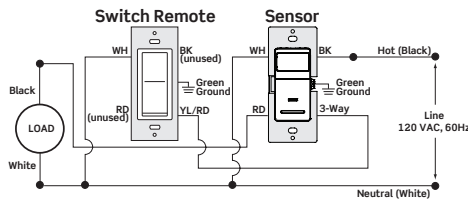
Single Pole



3-Way (option 1)



3-Way (option 2)



3-Way

Ordering Information

Description	Rating (120VAC)	Cat. No.	Color
Relay Vacancy Sensor, single pole 180° Field of View, 900 sq. ft. coverage, neutral required	150W LED/CFL, 300W Inc/Halogen, 200VA FL Ballast, 1/6 HP Motor, 2.5A Resistive	IPVN2-1L	W
Relay Vacancy Sensor, single pole, 180° Field of View, 900 sq. ft. coverage	150W LED/CFL, 300W Inc/Halogen, 200VA FL Ballast, 1/6 HP Motor, 2.5A Resistive	IPV02-1L	W, T
Relay Occupancy Sensor, single pole, 180° Field of View, 900 sq. ft. coverage	150W LED/CFL, 300W Inc/Halogen, 200VA FL Ballast, 1/6 HP Motor, 2.5A Resistive	IPS02-1L	W, I, T, G, E, B
Relay Vacancy Sensor, single pole, 180° Field of View, 900 sq. ft. coverage	150W LED/CFL, 600W Inc/Halogen, 600W FL Ballast, 1/6 HP Motor, 5A Resistive	IPV05-1L	Z
Relay Occupancy Sensor, single pole, 180° Field of View, 900 sq. ft. coverage	150W LED/CFL, 600W Inc/Halogen, 600W FL Ballast, 1/6 HP Motor, 5A Resistive	IPS05-1L	Z
Occupancy Sensor, single pole or 3-Way, 180° Field of View, 900 sq. ft. coverage	150W LED/CFL, 600W Inc/Halogen	IPS06-1L	W
Dimming Vacancy Sensor, single pole or 3-Way, 180° Field of View, 900 sq. ft. coverage	150W LED/CFL, 600W Inc/Halogen	IPVD6-1L	Z
Dimming Occupancy Sensor, single pole or 3-Way, 180° Field of View, 900 sq. ft. coverage	150W LED/CFL 600W Inc/Halogen	IPSD6-1L	Z
Relay Vacancy Sensor, single pole or 3-Way, 180° Field of View, 900 sq. ft. coverage, neutral required	600W LED/CFL, 1800W Inc/Halogen 1800VA FL Ballast, 1/2 HP Motor	IPV15-1L	Z, E
Relay Occupancy Sensor, single pole or 3-Way, 180° Field of View, 900 sq. ft. coverage, neutral required	600W LED/CFL, 1800W Inc/Halogen 1800VA FL Ballast, 1/2 HP Motor	IPS15-1L	Z
Sensor Remote for use with IPV15 and IPS15 Sensors	120VAC	IPV0R-1L	Z
Matching Switch Remote for use with the IPV15 and IPS15 Sensors for 3-way or up to 5 locations; with LED Locator; neutral required	1800W Incandescent, 20A Resistive/Inductive, 1 HP @ 120VAC	VP0SR-1L	Z
Coordinating Switch Remote for use with the IPV15 and IPS15 Sensors for 3-way or up to 10 locations; neutral required	1800W Incandescent, 20A Resistive/Inductive, 1 HP @ 120VAC	VP0SR-01	Z

Other colors include White (-W), Ivory (-I), Light Almond (-T), Gray (-G), Black (-E) and Brown (-B).

Color Change Kits

Description	Cat. No.	Color
Color change Kits for Relay Sensors	IPDKT-00	W, I, T, E, B

Color change kits available in the following colors: White (-W), Ivory (-I), Light Almond (-T), Black (-E) and Brown (-B).



Visit our Website at: www.leviton.com

© 2020 Leviton Manufacturing Co., Inc. All rights reserved.

