



Contents	Page
Han [®] 7 D	Han 02.4
Han [®] 8 D	Han 02.6
Han [®] 15-128 D	Han 02.8
Contacts Han D [®]	Han 02.16
Han DD [®]	Han 02.18
Contacts Han DD [®]	Han 02.27
Han [®] DDD	Han 02.29
Contacts Han [®] DDD	Han 02.33

Han D

**Han
02
: 1**

Modified contact arrangement



Han D

Modified contact arrangement

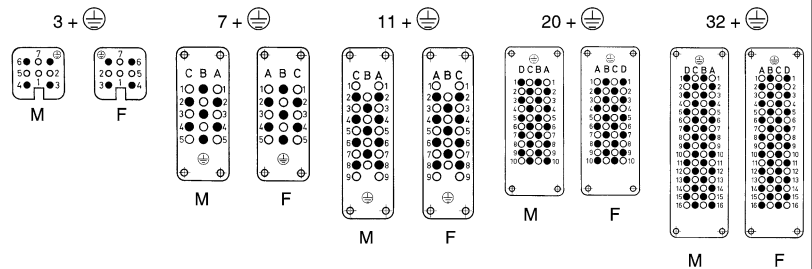
The connector series Han DDD®, Han DD® and Han D® equipped with all contacts may be used for voltages up to 250 V, pollution degree 3. A modified contact loading arrangement permits use up to 500 V also in the same pollution degree.

According to DIN EN 61 984 connectors should not be coupled or decoupled under electrical load.

Series Han D®

Rated current 10 A 500 V 6 kV 3
 Rated voltage 10 A 500 V
 Rated impulse voltage 6 kV
 Pollution degree 3

Contact arrangement view from termination side

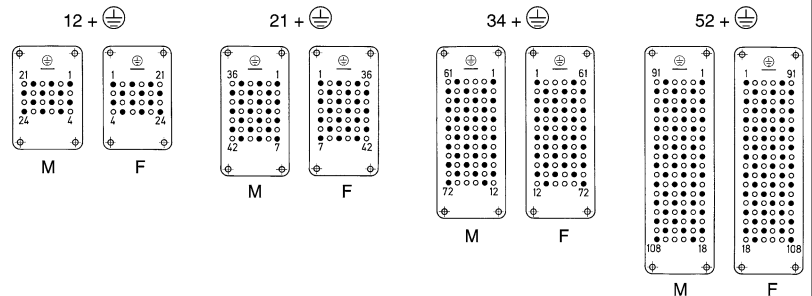


● Working contact ○ Without contact M - Male insert F - Female insert

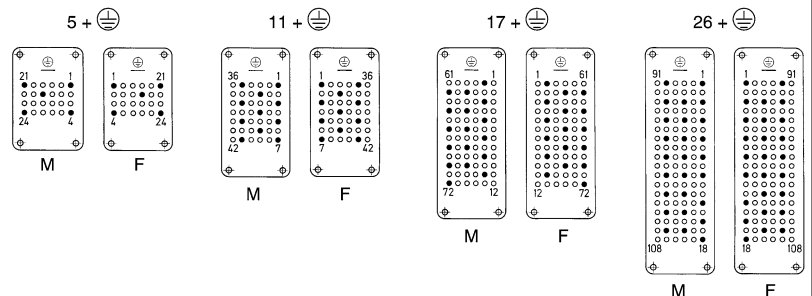
Series Han DD®

Rated current 10 A 400 V 6 kV 3
 Rated voltage 10 A 400 V
 Rated impulse voltage 6 kV
 Pollution degree 3

Contact arrangement view from termination side



Rated current 10 A 500 V 6 kV 3
 Rated voltage 10 A 500 V
 Rated impulse voltage 6 kV
 Pollution degree 3



● Working contact ○ Without contact M - Male insert F - Female insert


Han 02 · 2

Series Han DDD®

Rated current 10 A 400 V 6 kV 3
 Rated voltage 400 V
 Rated impulse voltage 6 kV
 Pollution degree 3

Rated current 10 A 500 V 6 kV 3
 Rated voltage 500 V
 Rated impulse voltage 6 kV
 Pollution degree 3

Contact arrangement view from termination side



● Working contact ○ Without contact M - Male insert F - Female insert

Features

- Innovative Han-Quick Lock® termination with reduced wiring times
- Time saving rapid termination by use of crimping contacts
- for requirements up to 250 V / 10 A
- Gold and silver contacts available
- Suitable for thermo- and 1 mm FO contacts

Technical characteristics

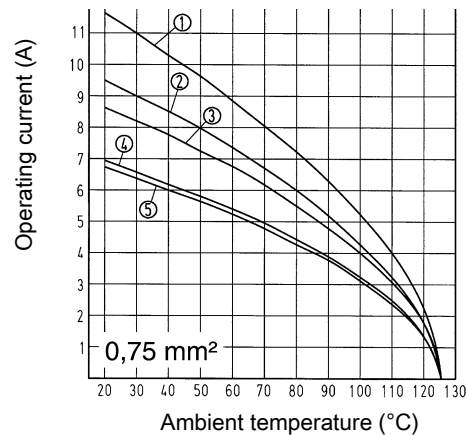
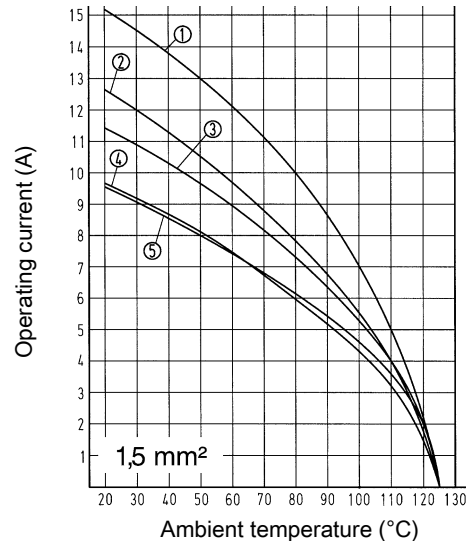
Number of contacts	7
Rated current	10 A
Rated voltage	250 V
Rated impulse voltage	4 kV
Pollution degree	3
Rated voltage acc. to UL	600 V
Rated voltage acc. to CSA	600 V
Insulation resistance	>10 ¹⁰ Ω
Contact resistance	≤3 mΩ
Limiting temperature	-40 ... +125 °C
Mating cycles	≥500
Material (insert)	Polycarbonate (PC), Polyamide (PA)
Colour (insert)	RAL 7032 (pebble grey)
Material (seal)	NBR
Material (contacts)	Copper alloy
Material flammability class acc. to UL 94	V-0, HB
RoHS	compliant with exemption

Derating

Current carrying capacity

The current carrying capacity of the connectors is limited by the thermal load capability of the contact element material including the connections and the insulating parts. The derating curve is therefore valid for currents which flow constantly (non-intermittent) through each contact element of the connector evenly, without exceeding the allowed maximum temperature.

Measuring and testing techniques acc. to IEC 60512-5-2



- ① Han® 7 D ④ Han® 40 D
- ② Han® 15 D ⑤ Han® 64 D
- ③ Han® 25 D

Specifications and approvals


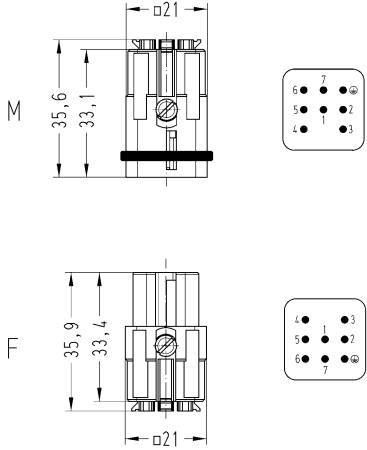

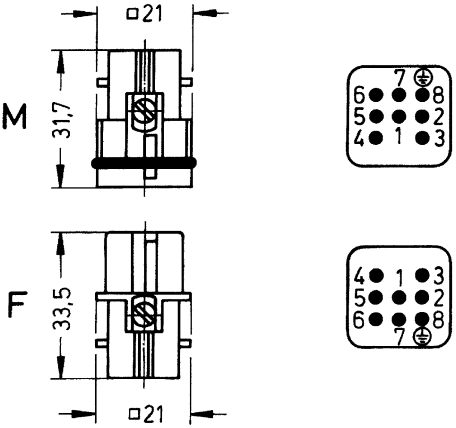
EN 60664-1
 IEC 61984
 EN 175301-801
 UL 1977 ECBT2.E235076
 CSA-C22.2 No. 182.3 ECBT8.E235076
 DNV GL

Number of contacts

7+

10 A 250 V 4 kV 3

Han D

Identification	Conductor cross-section (mm ²)	Part number		Drawing (dimensions in mm)
		Male	Female	
<p>Han D®, Han-Quick Lock® termination, Contact surface: Silver plated</p>  <p>Only for thermoplastic hoods / housings</p>	0.25 ... 1.5	09 21 007 2632	09 21 007 2732	 <p>Contact arrangement (view from termination side)</p>
<p>Han D®, Crimp termination</p>  <p>Please order crimp contacts separately. Only for thermoplastic hoods / housings</p>	0.14 ... 2.5	09 21 007 3031	09 21 007 3131	 <p>Contact arrangement (view from termination side)</p>

Features

- Innovative Han-Quick Lock® termination with reduced wiring times
- Time saving rapid termination by use of crimping contacts
- Gold and silver contacts available
- Suitable for metal hoods and housings size Han® 3 A
- High density of contacts

Technical characteristics

Number of contacts	8
Rated current	10 A
Rated voltage	50 V
Rated impulse voltage	0.8 kV
Pollution degree	3
Rated voltage	50 V AC, 120 V DC
Rated voltage acc. to UL	50 V
Rated voltage acc. to CSA	50 V
Insulation resistance	>10 ¹⁰ Ω
Contact resistance	≤3 mΩ
Limiting temperature	-40 ... +125 °C
Mating cycles	≥500
Material (insert)	Polycarbonate (PC), Polyamide (PA)
Colour (insert)	RAL 7032 (pebble grey)
Material (seal)	NBR
Material (contacts)	Copper alloy
Material flammability class acc. to UL 94	V-0, HB
RoHS	compliant with exemption

Specifications and approvals


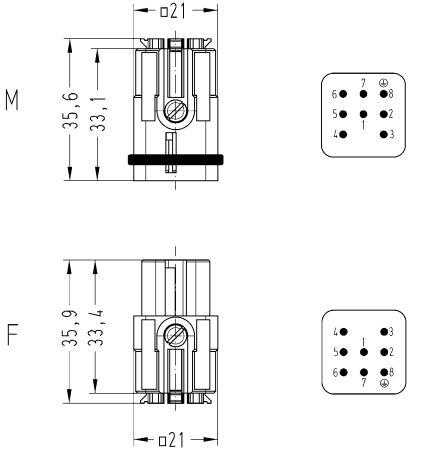

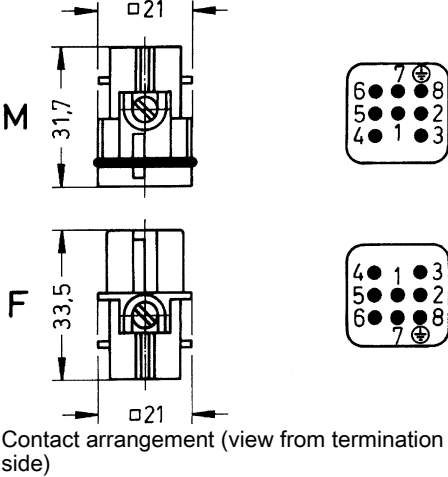
EN 60664-1
 IEC 61984
 EN 175301-801
 UL 1977 ECBT2.E235076
 CSA-C22.2 No. 182.3 ECBT8.E235076
 DNV GL

Number of contacts

8

10 A 50 V 0.8 kV 3

Han D

Identification	Conductor cross-section (mm ²)	Part number		Drawing (dimensions in mm)
		Male	Female	
<p>Han D®, Han-Quick Lock® termination, Contact surface: Silver plated</p>  <p>for thermoplastics and metal hoods/housings</p>	0.25 ... 1.5	09 36 008 2632	09 36 008 2732	 <p>Contact arrangement (view from termination side)</p>
<p>Han D®, Crimp termination</p>  <p>Please order crimp contacts separately. for thermoplastics and metal hoods/housings</p>	0.14 ... 2.5	09 36 008 3001	09 36 008 3101	 <p>Contact arrangement (view from termination side)</p>

Features

- High density of contacts
- for requirements up to 250 V / 10 A
- Time saving rapid termination by use of crimping contacts
- Gold and silver contacts available
- Suitable for thermo- and 1 mm FO contacts

Technical characteristics

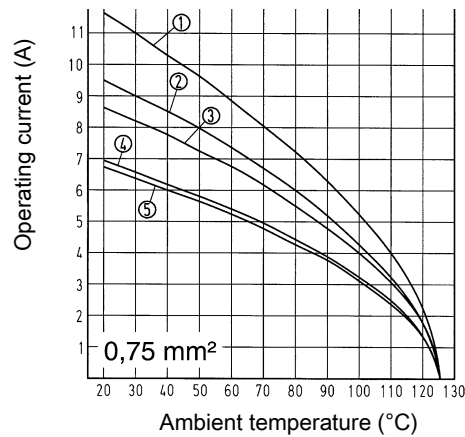
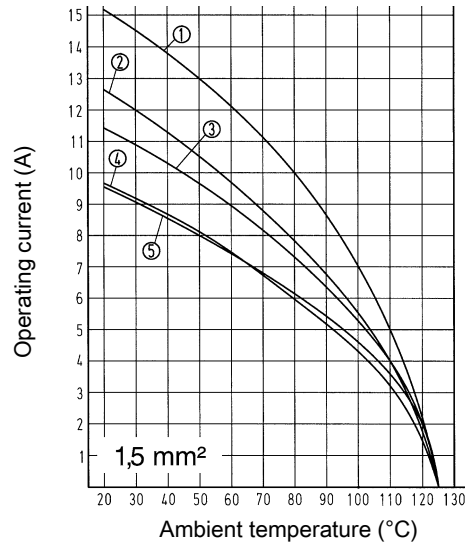
Number of contacts	15, 25, 40, 50, 64, 80, 128
Rated current	10 A
Rated voltage	250 V
Rated impulse voltage	4 kV
Pollution degree	3
Rated voltage acc. to UL	600 V
Rated voltage acc. to CSA	600 V
Insulation resistance	>10 ¹⁰ Ω
Contact resistance	≤3 mΩ
Limiting temperature	-40 ... +125 °C
Mating cycles	≥500
Dimensions wire wrap post	1 x 1 mm
Termination length	22 mm
Material (insert)	Polycarbonate (PC)
Colour (insert)	RAL 7032 (pebble grey)
Material (contacts)	Copper alloy
Material flammability class acc. to UL 94	V-0
RoHS	compliant, compliant with exemption

Derating

Current carrying capacity

The current carrying capacity of the connectors is limited by the thermal load capability of the contact element material including the connections and the insulating parts. The derating curve is therefore valid for currents which flow constantly (non-intermittent) through each contact element of the connector evenly, without exceeding the allowed maximum temperature.

Measuring and testing techniques acc. to IEC 60512-5-2



- ① Han® 7 D ④ Han® 40 D
- ② Han® 15 D ⑤ Han® 64 D
- ③ Han® 25 D

Specifications and approvals

EN 60664-1
 IEC 61984
 EN 175301-801
 UL 1977 ECBT2.E235076
 CSA-C22.2 No. 182.3 ECBT8.E235076
 DNV GL

Details

ATTENTION! Guide pins and bushes are prescribed (see chapter Han 80).


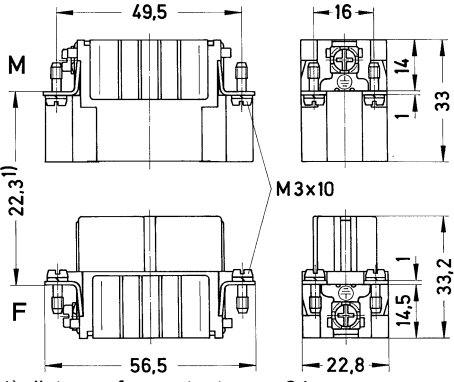

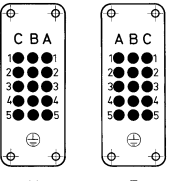
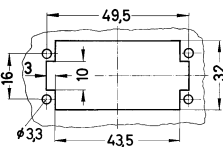
Han D

Han
02
·
8

Number of contacts

15+

10 A 250 V 4 kV 3


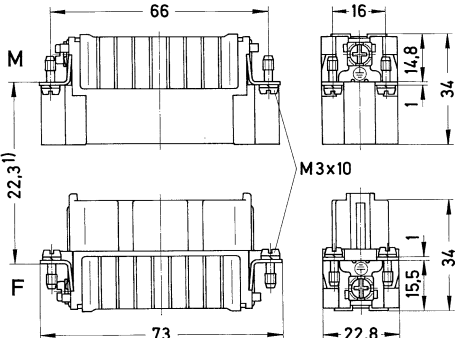

Identification	Conductor cross-section (mm ²)	Part number		Drawing (dimensions in mm)
		Male	Female	
<p>Han D®, Crimp termination</p>  <p>Please order crimp contacts separately.</p>	0.14 ... 2.5	09 21 015 3001	09 21 015 3101	 <p>1) distance for contact max. 24 mm</p>
<p>Han D®, Wrap termination, Contact surface: Silver plated</p> 		09 21 015 2601	09 21 015 2701	 <p>Contact arrangement (view from termination side)</p>  <p>Panel cut out for use without Hoods/Housings</p>

Number of contacts

25+

10 A 250 V 4 kV 3

Han D


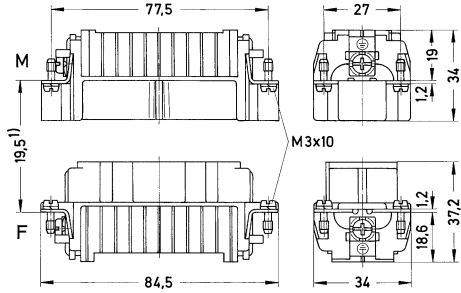

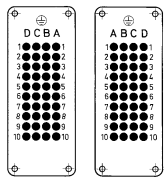
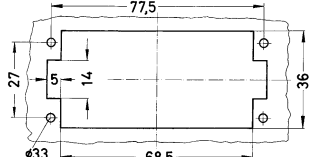
Identification	Conductor cross-section (mm ²)	Part number		Drawing (dimensions in mm)
		Male	Female	
<p>Han D®, Crimp termination</p>  <p>Please order crimp contacts separately.</p>	0.14 ... 2.5	09 21 025 3001	09 21 025 3101	 <p>1) distance for contact max. 24 mm</p>
<p>Han D®, Wrap termination, Contact surface: Silver plated</p> 		09 21 025 2601	09 21 025 2701	

Han
02
·
10

Number of contacts

40+

10 A 250 V 4 kV 3


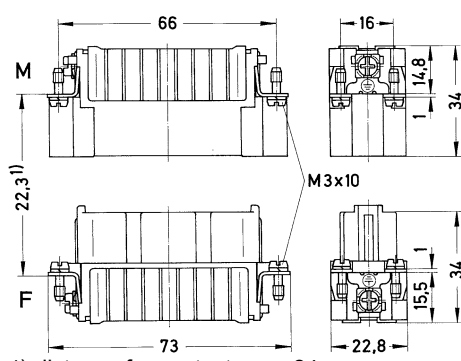

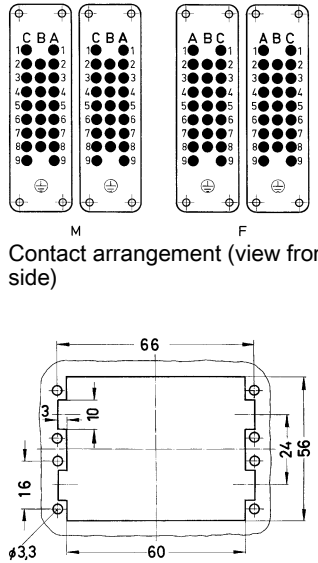
Identification	Conductor cross-section (mm ²)	Part number		Drawing (dimensions in mm)
		Male	Female	
<p>Han D®, Crimp termination</p>  <p>Please order crimp contacts separately.</p>	0.14 ... 2.5	09 21 040 3001	09 21 040 3101	 <p>1) distance for contact max. 21 mm</p>
<p>Han D®, Wrap termination, Contact surface: Silver plated</p> 		09 21 040 2601	09 21 040 2701	 <p>Contact arrangement (view from termination side)</p>  <p>Panel cut out for use without Hoods/Housings</p>

Number of contacts

50+

10 A 250 V 4 kV 3


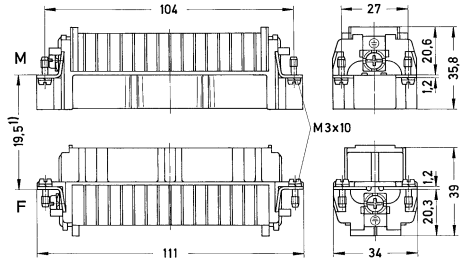


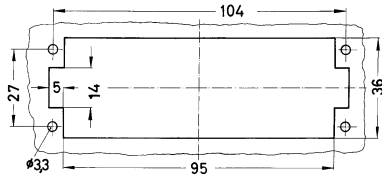
Han D

Identification	Conductor cross-section (mm ²)	Part number		Drawing (dimensions in mm)
		Male	Female	
<p>Han D®, Crimp termination</p>  <p>Please order crimp contacts separately. You need two inserts for a complete assembly!</p>	0.14 ... 2.5	09 21 025 3001	09 21 025 3101	 <p>1) distance for contact max. 24 mm</p>
<p>Han D®, Wrap termination, Contact surface: Silver plated</p>  <p>You need two inserts for a complete assembly!</p>		09 21 025 2601	09 21 025 2701	 <p>Contact arrangement (view from termination side)</p> <p>Panel cut out for use without Hoods/Housings</p>

Number of contacts

64+

10 A 250 V 4 kV 3


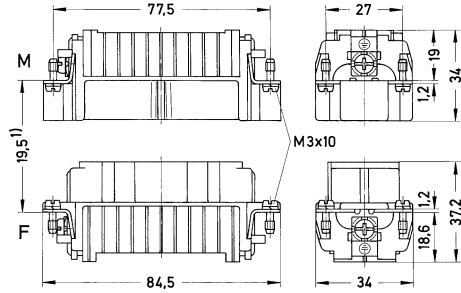

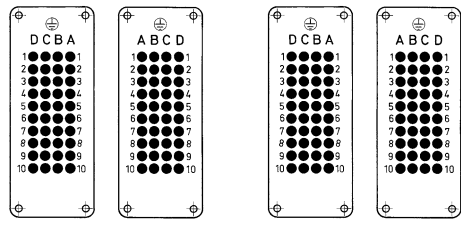
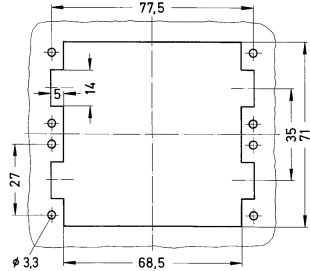
Identification	Conductor cross-section (mm ²)	Part number		Drawing (dimensions in mm)
		Male	Female	
<p>Han D®, Crimp termination</p>  <p>Please order crimp contacts separately.</p>	0.14 ... 2.5	09 21 064 3001	09 21 064 3101	 <p>1) distance for contact max. 21 mm</p>
<p>Han D®, Wrap termination, Contact surface: Silver plated</p> 		09 21 064 2601	09 21 064 2701	 <p>Contact arrangement (view from termination side)</p>  <p>Panel cut out for use without Hoods/Housings</p>

Number of contacts

80+

10 A 250 V 4 kV 3


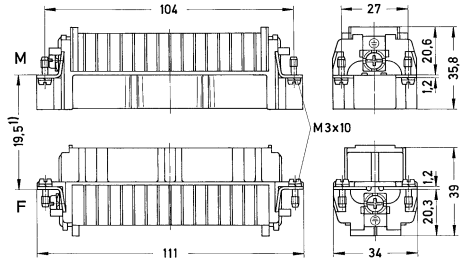


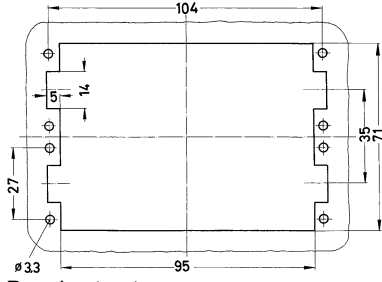
Han D

Identification	Conductor cross-section (mm ²)	Part number		Drawing (dimensions in mm)
		Male	Female	
<p>Han D®, Crimp termination</p>  <p>Please order crimp contacts separately. You need two inserts for a complete assembly!</p>	0.14 ... 2.5	09 21 040 3001	09 21 040 3101	 <p>1) distance for contact max. 21 mm</p>
<p>Han D®, Wrap termination, Contact surface: Silver plated</p>  <p>You need two inserts for a complete assembly!</p>		09 21 040 2601	09 21 040 2701	 <p>Contact arrangement (view from termination side)</p>  <p>Panel cut out for use without Hoods/Housings</p>

Number of contacts

128+

10 A 250 V 4 kV 3

Identification	Conductor cross-section (mm ²)	Part number		Drawing (dimensions in mm)
		Male	Female	
<p>Han D®, Crimp termination</p>  <p>Please order crimp contacts separately. You need two inserts for a complete assembly!</p>	0.14 ... 2.5	09 21 064 3001	09 21 064 3101	 <p>1) distance for contact max. 21 mm</p>
<p>Han D®, Wrap termination, Contact surface: Silver plated</p>  <p>You need two inserts for a complete assembly!</p>		09 21 064 2601	09 21 064 2701	
				 <p>16 contacts in two rows (DCBA and ABCD).</p> <p>1) distance for contact max. 21 mm</p>
				 <p>Panel cut out for use without Hoods/Housings</p>

Technical characteristics

Contact resistance	≤3 mΩ
Material (contacts)	Copper alloy
Material (accessories)	Thermoplastic
RoHS	compliant with exemption, compliant

Specifications and approvals

EN 60664-1
IEC 61984

Details


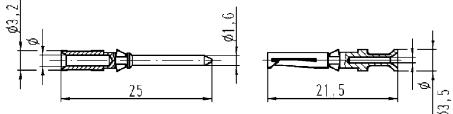

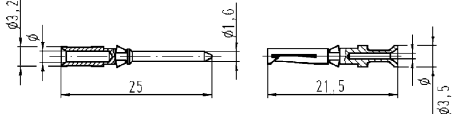
Crimping tools see chapter Han 90


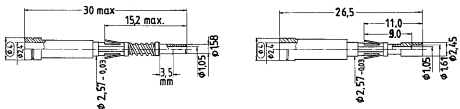
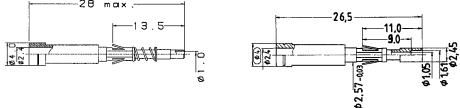
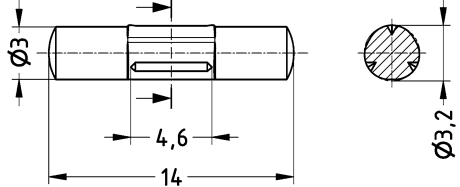

Remarks on the crimp technique

The wire gauges mentioned in the catalogue refer to geometric wire gauges of cables.

Coding pin

Use of the coding pin prevents incorrect mating to other connectors of the same type. The male pin should be omitted from the opposing cavity in the male insert.

Identification	Conductor cross-section (mm ²)	Part number		Drawing (dimensions in mm)																					
		Male	Female																						
Han D®, Crimp contact, Contact surface: Silver plated 	0.14 ... 0.37	09 15 000 6104	09 15 000 6204	 <table border="1" data-bbox="965 1243 1420 1411"> <thead> <tr> <th>Conductor cross-section</th> <th>Ø</th> <th>Stripping length</th> </tr> </thead> <tbody> <tr> <td>0.14-0.37 mm² AWG 26-22</td> <td>0.9 mm</td> <td>8 mm</td> </tr> <tr> <td>0.5 mm² AWG 20</td> <td>1.1 mm</td> <td>8 mm</td> </tr> <tr> <td>0.75 mm² AWG 18</td> <td>1.3 mm</td> <td>8 mm</td> </tr> <tr> <td>1 mm² AWG 18</td> <td>1.45 mm</td> <td>8 mm</td> </tr> <tr> <td>1.5 mm² AWG 16</td> <td>1.75 mm</td> <td>8 mm</td> </tr> <tr> <td>2.5 mm² AWG 14</td> <td>2.25 mm</td> <td>6 mm</td> </tr> </tbody> </table>	Conductor cross-section	Ø	Stripping length	0.14-0.37 mm ² AWG 26-22	0.9 mm	8 mm	0.5 mm ² AWG 20	1.1 mm	8 mm	0.75 mm ² AWG 18	1.3 mm	8 mm	1 mm ² AWG 18	1.45 mm	8 mm	1.5 mm ² AWG 16	1.75 mm	8 mm	2.5 mm ² AWG 14	2.25 mm	6 mm
	Conductor cross-section	Ø	Stripping length																						
	0.14-0.37 mm ² AWG 26-22	0.9 mm	8 mm																						
	0.5 mm ² AWG 20	1.1 mm	8 mm																						
	0.75 mm ² AWG 18	1.3 mm	8 mm																						
	1 mm ² AWG 18	1.45 mm	8 mm																						
1.5 mm ² AWG 16	1.75 mm	8 mm																							
2.5 mm ² AWG 14	2.25 mm	6 mm																							
0.5	09 15 000 6103	09 15 000 6203																							
0.75	09 15 000 6105	09 15 000 6205																							
1	09 15 000 6102	09 15 000 6202																							
1.5	09 15 000 6101	09 15 000 6201																							
2.5	09 15 000 6106	09 15 000 6206																							
Han D®, Crimp contact, Contact surface: Gold plated 	0.14 ... 0.37	09 15 000 6124	09 15 000 6224	 <table border="1" data-bbox="965 1624 1420 1792"> <thead> <tr> <th>Conductor cross-section</th> <th>Ø</th> <th>Stripping length</th> </tr> </thead> <tbody> <tr> <td>0.14-0.37 mm² AWG 26-22</td> <td>0.9 mm</td> <td>8 mm</td> </tr> <tr> <td>0.5 mm² AWG 20</td> <td>1.1 mm</td> <td>8 mm</td> </tr> <tr> <td>0.75 mm² AWG 18</td> <td>1.3 mm</td> <td>8 mm</td> </tr> <tr> <td>1 mm² AWG 18</td> <td>1.45 mm</td> <td>8 mm</td> </tr> <tr> <td>1.5 mm² AWG 16</td> <td>1.75 mm</td> <td>8 mm</td> </tr> <tr> <td>2.5 mm² AWG 14</td> <td>2.25 mm</td> <td>6 mm</td> </tr> </tbody> </table>	Conductor cross-section	Ø	Stripping length	0.14-0.37 mm ² AWG 26-22	0.9 mm	8 mm	0.5 mm ² AWG 20	1.1 mm	8 mm	0.75 mm ² AWG 18	1.3 mm	8 mm	1 mm ² AWG 18	1.45 mm	8 mm	1.5 mm ² AWG 16	1.75 mm	8 mm	2.5 mm ² AWG 14	2.25 mm	6 mm
	Conductor cross-section	Ø	Stripping length																						
	0.14-0.37 mm ² AWG 26-22	0.9 mm	8 mm																						
	0.5 mm ² AWG 20	1.1 mm	8 mm																						
	0.75 mm ² AWG 18	1.3 mm	8 mm																						
	1 mm ² AWG 18	1.45 mm	8 mm																						
1.5 mm ² AWG 16	1.75 mm	8 mm																							
2.5 mm ² AWG 14	2.25 mm	6 mm																							
0.5	09 15 000 6123	09 15 000 6223																							
0.75	09 15 000 6125	09 15 000 6225																							
1	09 15 000 6122	09 15 000 6222																							
1.5	09 15 000 6121	09 15 000 6221																							
2.5	09 15 000 6126	09 15 000 6226																							

Identification	Conductor cross-section (mm ²)	Part number		Drawing (dimensions in mm)
		Male	Female	
FO contact, for 1 mm plastic fibre 		20 10 001 3212 20 10 001 3213	20 10 001 3222	 <p>20 10 001 3212 + 20 10 001 3222 for Han® 7 D, Han® 8 D, Han® 40 D, Han® 64 D, Han® 80 D, Han® 128 D</p>  <p>20 10 001 3213 + 20 10 001 3222 for Han® 15 D, Han® 25 D, Han® 50 D</p> 
Han D®, Han DD®, Han® DDD, Coding pin  <p>Only for crimp termination With loss of one contact</p>			09 33 000 9915	

Han D

Features

- High density of contacts
- for requirements up to 250 V / 10 A
- Time saving rapid termination by use of crimping contacts
- Gold and silver contacts available
- Suitable for thermo- and 1 mm FO contacts

Technical characteristics

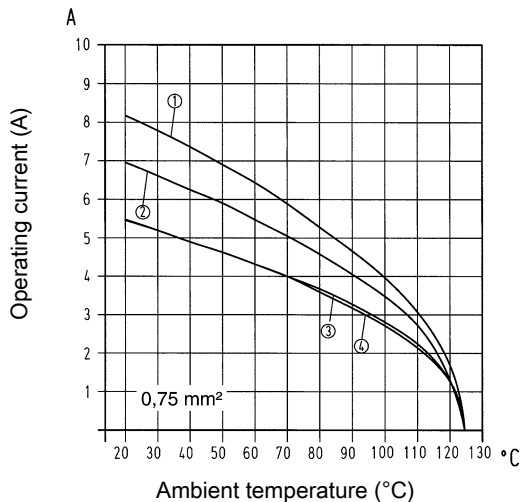
Number of contacts	24, 28, 40, 42, 72, 108, 144, 216
Rated current	10 A
Rated voltage	250 V
Rated impulse voltage	4 kV
Pollution degree	3
Rated voltage acc. to UL	600 V
Rated voltage acc. to CSA	600 V
Insulation resistance	>10 ¹⁰ Ω
Limiting temperature	-40 ... +125 °C
Mating cycles	≥500
Material (insert)	Polycarbonate (PC)
Colour (insert)	RAL 7032 (pebble grey)
Material flammability class acc. to UL 94	V-0
RoHS	compliant

Derating

Current carrying capacity

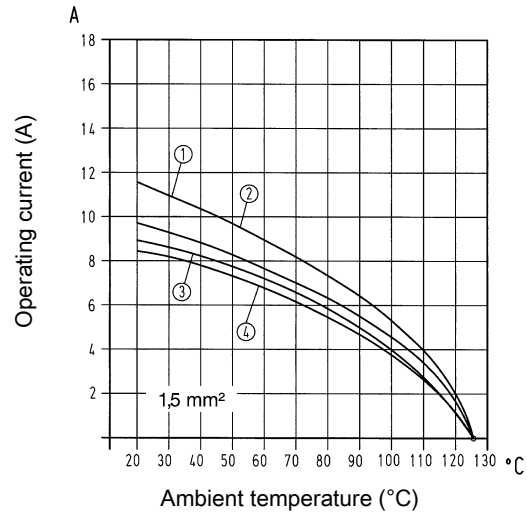
The current carrying capacity of the connectors is limited by the thermal load capability of the contact element material including the connections and the insulating parts. The derating curve is therefore valid for currents which flow constantly (non-intermittent) through each contact element of the connector evenly, without exceeding the allowed maximum temperature.

Measuring and testing techniques acc. to IEC 60512-5-2

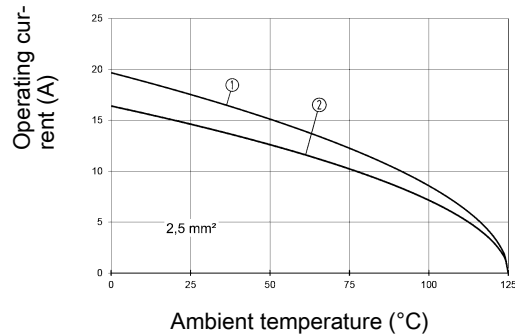


- ① Han® 24 DD
- ② Han® 42 DD
- ③ Han® 72 DD
- ④ Han® 108 DD

Derating



- ① Han® 24 DD
- ② Han® 42 DD
- ③ Han® 72 DD
- ④ Han® 108 DD



- ① Han® 28 DD
- ② Han® 40 DD

Specifications and approvals

EN 60664-1
IEC 61984
UL 1977 ECBT2.E235076
CSA-C22.2 No. 182.3 ECBT8.E235076
DNV GL

Details

Guide pins and bushes are recommended (see chapter Han 80).

Number of contacts

24+

10 A 250 V 4 kV 3


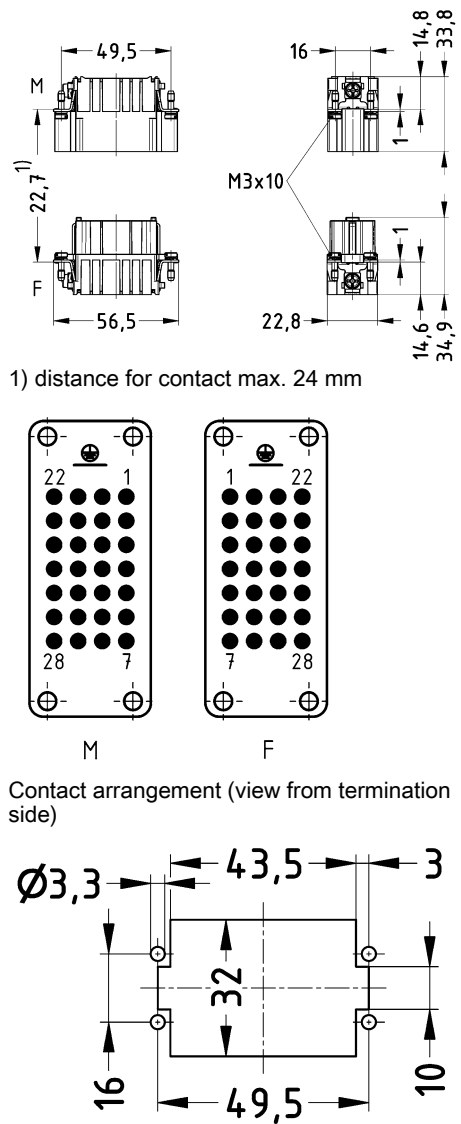
Identification	Conductor cross-section (mm ²)	Part number		Drawing (dimensions in mm)
		Male	Female	
<p>Han DD®, Crimp termination</p> <p>Please order crimp contacts separately.</p>	0.14 ... 2.5	09 16 024 3001	09 16 024 3101	<p>1) distance for contact max. 21 mm</p> <p>Contact arrangement (view from termination side)</p> <p>Panel cut out for use without Hoods/Housings</p>

Number of contacts

28+

10 A 250 V 4 kV 3

Han D


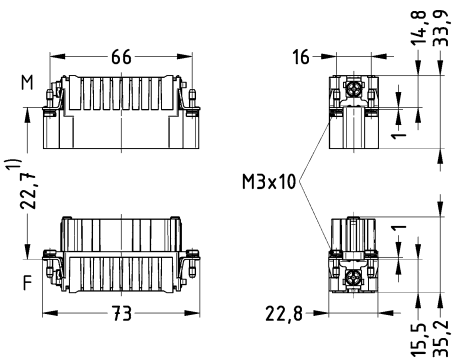
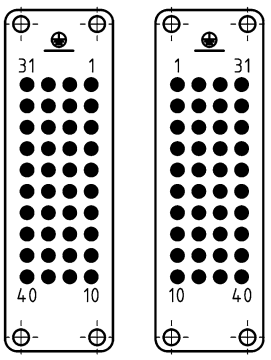
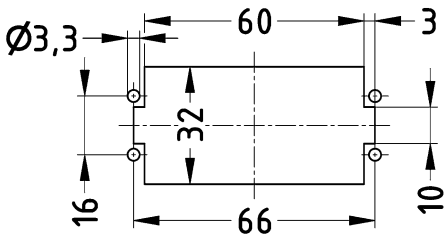
Identification	Conductor cross-section (mm ²)	Part number		Drawing (dimensions in mm)
		Male	Female	
Han DD®, Crimp termination  Please order crimp contacts separately.	0.14 ... 2.5	09 16 028 3001	09 16 028 3101	 <p>1) distance for contact max. 24 mm</p> <p>Contact arrangement (view from termination side)</p> <p>Panel cut out for use without Hoods/Housings</p>

Han
02
·
20

Number of contacts

40+

10 A 250 V 4 kV 3


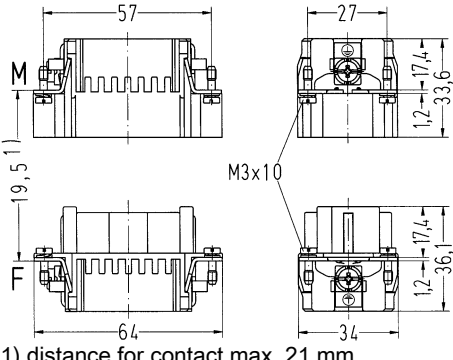
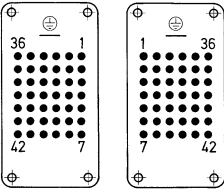
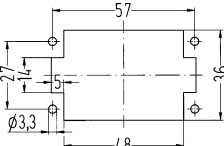
Identification	Conductor cross-section (mm ²)	Part number		Drawing (dimensions in mm)
		Male	Female	
Han DD®, Crimp termination  Please order crimp contacts separately.	0.14 ... 2.5	09 16 040 3001	09 16 040 3101	 <p>1) distance for contact max. 24 mm</p>  <p>M F</p> <p>Contact arrangement (view from termination side)</p>  <p>Panel cut out for use without Hoods/Housings</p>

Number of contacts

42+

10 A 250 V 4 kV 3

Han D


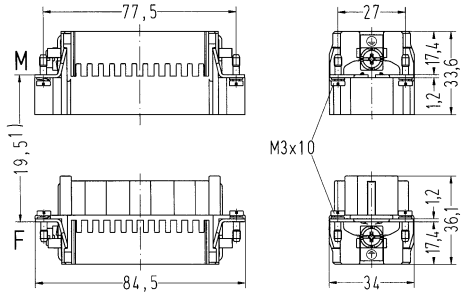
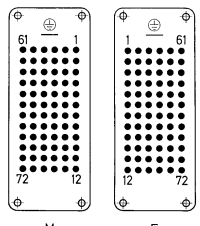
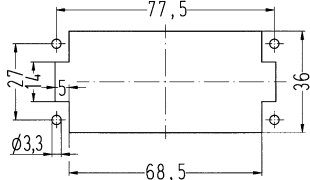
Identification	Conductor cross-section (mm ²)	Part number		Drawing (dimensions in mm)
		Male	Female	
<p>Han DD®, Crimp termination</p>  <p>Please order crimp contacts separately.</p>	0.14 ... 2.5	09 16 042 3001	09 16 042 3101	 <p>1) distance for contact max. 21 mm</p>  <p>M F</p> <p>Contact arrangement (view from termination side)</p>  <p>Panel cut out for use without Hoods/Housings</p>

Han
02
·
22

Number of contacts

72+

10 A 250 V 4 kV 3

Identification	Conductor cross-section (mm ²)	Part number		Drawing (dimensions in mm)
		Male	Female	
<p>Han DD®, Crimp termination</p>  <p>Please order crimp contacts separately.</p>	0.14 ... 2.5	09 16 072 3001	09 16 072 3101	 <p>1) distance for contact max. 21 mm</p>  <p>Contact arrangement (view from termination side)</p>  <p>Panel cut out for use without Hoods/Housings</p>


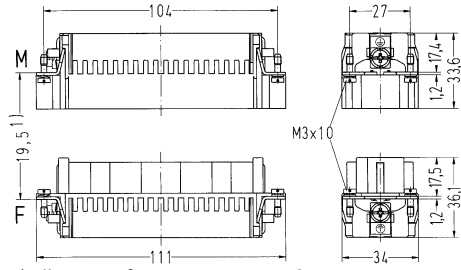
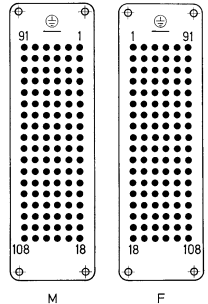
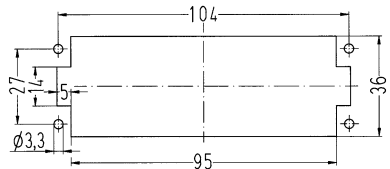


Number of contacts

108+

10 A 250 V 4 kV 3

Han D

Identification	Conductor cross-section (mm ²)	Part number		Drawing (dimensions in mm)
		Male	Female	
<p>Han DD®, Crimp termination</p>  <p>Please order crimp contacts separately.</p>	0.14 ... 2.5	09 16 108 3001	09 16 108 3101	 <p>1) distance for contact max. 21 mm</p>  <p>Contact arrangement (view from termination side)</p>  <p>Panel cut out for use without Hoods/Housings</p>


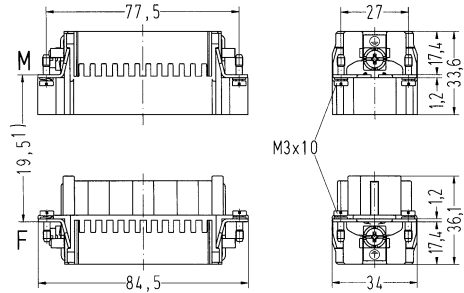

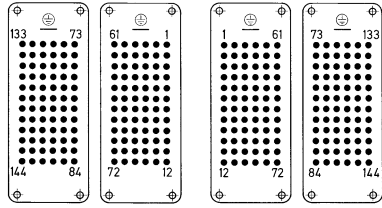
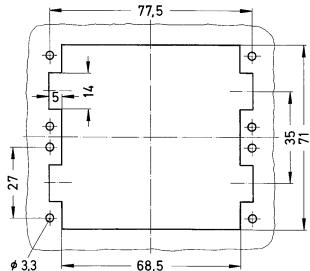
Han
02
·
24

Number of contacts

144+

10 A 250 V 4 kV 3

Han D

Identification	Conductor cross-section (mm ²)	Part number		Drawing (dimensions in mm)
		Male	Female	
<p>Han DD®, Crimp termination, 1 ... 72</p>  <p>Please order crimp contacts separately. You need two inserts for a complete assembly!</p>	0.14 ... 2.5	09 16 072 3001	09 16 072 3101	 <p>1) distance for contact max. 21 mm</p>
<p>Han DD®, Continuing marking, Crimp termination, 73 ... 144</p>  <p>Please order crimp contacts separately. You need two inserts for a complete assembly!</p>	0.14 ... 2.5	09 16 072 3011	09 16 072 3111	 <p>Contact arrangement (view from termination side)</p>  <p>Panel cut out for use without Hoods/Housings</p>


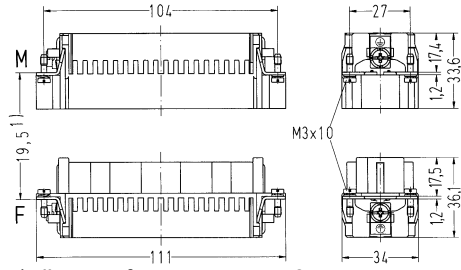

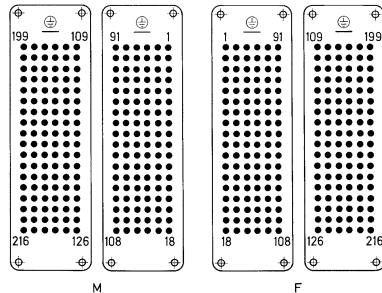
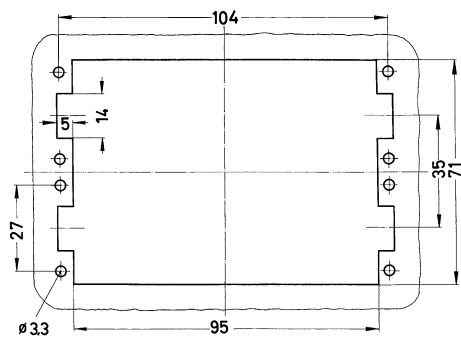


Number of contacts

216+

10 A 250 V 4 kV 3

Han D

Identification	Conductor cross-section (mm ²)	Part number		Drawing (dimensions in mm)
		Male	Female	
<p>Han DD®, Crimp termination, 1 ... 108</p>  <p>Please order crimp contacts separately. You need two inserts for a complete assembly!</p>	0.14 ... 2.5	09 16 108 3001	09 16 108 3101	 <p>1) distance for contact max. 21 mm</p>
<p>Han DD®, Continuing marking, Crimp termination, 109 ... 216</p>  <p>Please order crimp contacts separately. You need two inserts for a complete assembly!</p>	0.14 ... 2.5	09 16 108 3011	09 16 108 3111	 <p>Contact arrangement (view from termination side)</p>  <p>Panel cut out for use without Hoods/Housings</p>

Technical characteristics

Contact resistance	≤3 mΩ
Material (contacts)	Copper alloy
Material (accessories)	Thermoplastic
RoHS	compliant with exemption, compliant

Specifications and approvals

EN 60664-1
IEC 61984

Details


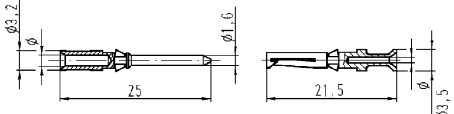

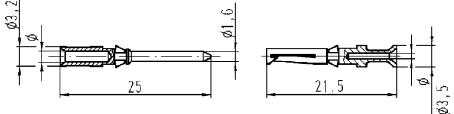

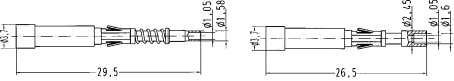
Crimping tools see chapter Han 90

Remarks on the crimp technique


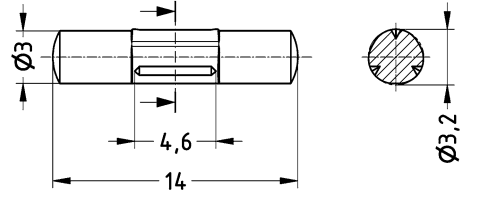
The wire gauges mentioned in the catalogue refer to geometric wire gauges of cables.

Coding pin

Use of the coding pin prevents incorrect mating to other connectors of the same type. The male pin should be omitted from the opposing cavity in the male insert.

Identification	Conductor cross-section (mm ²)	Part number		Drawing (dimensions in mm)																					
		Male	Female																						
Han D®, Crimp contact, Contact surface: Silver plated 	0.14 ... 0.37	09 15 000 6104	09 15 000 6204	 <table border="1" data-bbox="997 1243 1444 1411"> <thead> <tr> <th>Conductor cross-section</th> <th>Ø</th> <th>Stripping length</th> </tr> </thead> <tbody> <tr> <td>0.14-0.37 mm² AWG 26-22</td> <td>0.9 mm</td> <td>8 mm</td> </tr> <tr> <td>0.5 mm² AWG 20</td> <td>1.1 mm</td> <td>8 mm</td> </tr> <tr> <td>0.75 mm² AWG 18</td> <td>1.3 mm</td> <td>8 mm</td> </tr> <tr> <td>1 mm² AWG 18</td> <td>1.45 mm</td> <td>8 mm</td> </tr> <tr> <td>1.5 mm² AWG 16</td> <td>1.75 mm</td> <td>8 mm</td> </tr> <tr> <td>2.5 mm² AWG 14</td> <td>2.25 mm</td> <td>6 mm</td> </tr> </tbody> </table>	Conductor cross-section	Ø	Stripping length	0.14-0.37 mm ² AWG 26-22	0.9 mm	8 mm	0.5 mm ² AWG 20	1.1 mm	8 mm	0.75 mm ² AWG 18	1.3 mm	8 mm	1 mm ² AWG 18	1.45 mm	8 mm	1.5 mm ² AWG 16	1.75 mm	8 mm	2.5 mm ² AWG 14	2.25 mm	6 mm
	Conductor cross-section	Ø	Stripping length																						
	0.14-0.37 mm ² AWG 26-22	0.9 mm	8 mm																						
	0.5 mm ² AWG 20	1.1 mm	8 mm																						
	0.75 mm ² AWG 18	1.3 mm	8 mm																						
	1 mm ² AWG 18	1.45 mm	8 mm																						
1.5 mm ² AWG 16	1.75 mm	8 mm																							
2.5 mm ² AWG 14	2.25 mm	6 mm																							
0.5	09 15 000 6103	09 15 000 6203																							
0.75	09 15 000 6105	09 15 000 6205																							
1	09 15 000 6102	09 15 000 6202																							
1.5	09 15 000 6101	09 15 000 6201																							
2.5	09 15 000 6106	09 15 000 6206																							
Han D®, Crimp contact, Contact surface: Gold plated 	0.14 ... 0.37	09 15 000 6124	09 15 000 6224	 <table border="1" data-bbox="997 1635 1444 1803"> <thead> <tr> <th>Conductor cross-section</th> <th>Ø</th> <th>Stripping length</th> </tr> </thead> <tbody> <tr> <td>0.14-0.37 mm² AWG 26-22</td> <td>0.9 mm</td> <td>8 mm</td> </tr> <tr> <td>0.5 mm² AWG 20</td> <td>1.1 mm</td> <td>8 mm</td> </tr> <tr> <td>0.75 mm² AWG 18</td> <td>1.3 mm</td> <td>8 mm</td> </tr> <tr> <td>1 mm² AWG 18</td> <td>1.45 mm</td> <td>8 mm</td> </tr> <tr> <td>1.5 mm² AWG 16</td> <td>1.75 mm</td> <td>8 mm</td> </tr> <tr> <td>2.5 mm² AWG 14</td> <td>2.25 mm</td> <td>6 mm</td> </tr> </tbody> </table>	Conductor cross-section	Ø	Stripping length	0.14-0.37 mm ² AWG 26-22	0.9 mm	8 mm	0.5 mm ² AWG 20	1.1 mm	8 mm	0.75 mm ² AWG 18	1.3 mm	8 mm	1 mm ² AWG 18	1.45 mm	8 mm	1.5 mm ² AWG 16	1.75 mm	8 mm	2.5 mm ² AWG 14	2.25 mm	6 mm
	Conductor cross-section	Ø	Stripping length																						
	0.14-0.37 mm ² AWG 26-22	0.9 mm	8 mm																						
	0.5 mm ² AWG 20	1.1 mm	8 mm																						
	0.75 mm ² AWG 18	1.3 mm	8 mm																						
	1 mm ² AWG 18	1.45 mm	8 mm																						
1.5 mm ² AWG 16	1.75 mm	8 mm																							
2.5 mm ² AWG 14	2.25 mm	6 mm																							
0.5	09 15 000 6123	09 15 000 6223																							
0.75	09 15 000 6125	09 15 000 6225																							
1	09 15 000 6122	09 15 000 6222																							
1.5	09 15 000 6121	09 15 000 6221																							
2.5	09 15 000 6126	09 15 000 6226																							
FO contact, for 1 mm plastic fibre 		20 10 001 3211	20 10 001 3221	 <p>20 10 001 3211 + 20 10 001 3221</p>																					

Han D

Identification	Conductor cross-section (mm ²)	Part number		Drawing (dimensions in mm)
		Male	Female	
Han D®, Han DD®, Han® DDD, Coding pin  Only for crimp termination With loss of one contact			09 33 000 9915	

Han
02
·
28

Features

- High density of contacts
- for requirements up to 250 V / 10 A
- Time saving rapid termination by use of crimping contacts
- Gold and silver contacts available

Technical characteristics

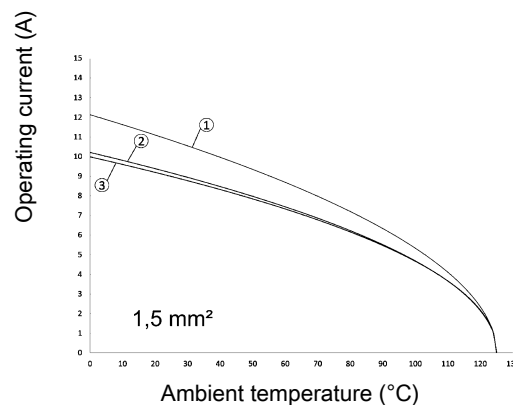
Number of contacts	55, 75, 107
Rated current	10 A
Rated voltage	250 V
Rated impulse voltage	4 kV
Pollution degree	3
Insulation resistance	$>10^{10} \Omega$
Limiting temperature	-40 ... +125 °C
Mating cycles	≥ 500
Material (insert)	Polycarbonate (PC)
Colour (insert)	RAL 7032 (pebble grey)
Material flammability class acc. to UL 94	V-0

Derating

Current carrying capacity

The current carrying capacity of the connectors is limited by the thermal load capability of the contact element material including the connections and the insulating parts. The derating curve is therefore valid for currents which flow constantly (non-intermittent) through each contact element of the connector evenly, without exceeding the allowed maximum temperature.

Measuring and testing techniques acc. to IEC 60512-5-2



- ① Han® 55 DDD
- ② Han® 75 DDD
- ③ Han® 107 DDD

Specifications and approvals

IEC 61984
 UL 1977 ECBT2.E235076
 CSA-C22.2 No. 182.3 ECBT8.E235076

Details


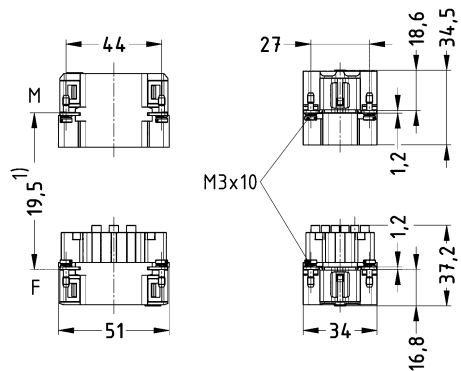
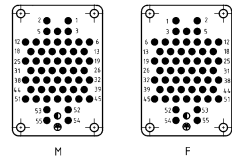
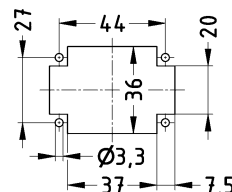
Guide pins and bushes are recommended (see chapter Han 80).

Number of contacts

55+

10 A 250 V 4 kV 3

Han D

Identification	Conductor cross-section (mm ²)	Part number		Drawing (dimensions in mm)
		Male	Female	
<p>Han® DDD, Crimp termination</p>  <p>PE connection with a Han D® crimp contact Please order crimp contacts separately.</p>	0.14 ... 2.5	09 16 055 2001	09 16 055 2101	 <p>1) distance for contact max. 21 mm</p>  <p>Contact arrangement (view from termination side)</p>  <p>Panel cut out for use without Hoods/Housings</p>

Han
02
·
30

Number of contacts

75+

10 A 250 V 4 kV 3

Identification	Conductor cross-section (mm ²)	Part number		Drawing (dimensions in mm)
		Male	Female	
<p>Han® DDD, Crimp termination</p> <p>PE connection with a Han D® crimp contact Please order crimp contacts separately.</p>	0.14 ... 2.5	09 16 075 2001	09 16 075 2101	<p>1) distance for contact max. 21 mm</p> <p>Contact arrangement (view from termination side)</p> <p>Panel cut out for use without Hoods/Housings</p>

Number of contacts

107+

10 A 250 V 4 kV 3

Han D

Identification	Conductor cross-section (mm ²)	Part number		Drawing (dimensions in mm)
		Male	Female	
<p>Han® DDD, Crimp termination</p> <p>PE connection with a Han D® crimp contact Please order crimp contacts separately.</p>	0.14 ... 2.5	09 16 107 2001	09 16 107 2101	<p>1) distance for contact max. 21 mm</p> <p>Contact arrangement (view from termination side)</p> <p>Panel cut out for use without Hoods/Housings</p>

Technical characteristics

Contact resistance	≤3 mΩ
Material (contacts)	Copper alloy
Material (accessories)	Thermoplastic
RoHS	compliant with exemption, compliant

Specifications and approvals

EN 60664-1
IEC 61984

Details


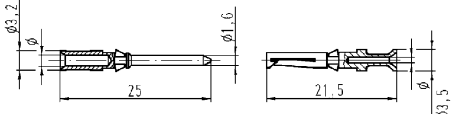

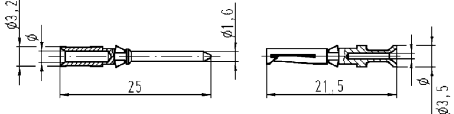

Crimping tools see chapter Han 90

Remarks on the crimp technique

The wire gauges mentioned in the catalogue refer to geometric wire gauges of cables.

Coding pin

Use of the coding pin prevents incorrect mating to other connectors of the same type. The male pin should be omitted from the opposing cavity in the male insert.

Identification	Conductor cross-section (mm ²)	Part number		Drawing (dimensions in mm)																					
		Male	Female																						
Han D®, Crimp contact, Contact surface: Silver plated 	0.14 ... 0.37	09 15 000 6104	09 15 000 6204	 <table border="1" data-bbox="997 1243 1452 1411"> <thead> <tr> <th>Conductor cross-section</th> <th>ø</th> <th>Stripping length</th> </tr> </thead> <tbody> <tr> <td>0.14-0.37 mm² AWG 26-22</td> <td>0.9 mm</td> <td>8 mm</td> </tr> <tr> <td>0.5 mm² AWG 20</td> <td>1.1 mm</td> <td>8 mm</td> </tr> <tr> <td>0.75 mm² AWG 18</td> <td>1.3 mm</td> <td>8 mm</td> </tr> <tr> <td>1 mm² AWG 18</td> <td>1.45 mm</td> <td>8 mm</td> </tr> <tr> <td>1.5 mm² AWG 16</td> <td>1.75 mm</td> <td>8 mm</td> </tr> <tr> <td>2.5 mm² AWG 14</td> <td>2.25 mm</td> <td>6 mm</td> </tr> </tbody> </table>	Conductor cross-section	ø	Stripping length	0.14-0.37 mm ² AWG 26-22	0.9 mm	8 mm	0.5 mm ² AWG 20	1.1 mm	8 mm	0.75 mm ² AWG 18	1.3 mm	8 mm	1 mm ² AWG 18	1.45 mm	8 mm	1.5 mm ² AWG 16	1.75 mm	8 mm	2.5 mm ² AWG 14	2.25 mm	6 mm
	Conductor cross-section	ø	Stripping length																						
	0.14-0.37 mm ² AWG 26-22	0.9 mm	8 mm																						
	0.5 mm ² AWG 20	1.1 mm	8 mm																						
	0.75 mm ² AWG 18	1.3 mm	8 mm																						
	1 mm ² AWG 18	1.45 mm	8 mm																						
1.5 mm ² AWG 16	1.75 mm	8 mm																							
2.5 mm ² AWG 14	2.25 mm	6 mm																							
0.5	09 15 000 6103	09 15 000 6203																							
0.75	09 15 000 6105	09 15 000 6205																							
1	09 15 000 6102	09 15 000 6202																							
1.5	09 15 000 6101	09 15 000 6201																							
2.5	09 15 000 6106	09 15 000 6206																							
Han D®, Crimp contact, Contact surface: Gold plated 	0.14 ... 0.37	09 15 000 6124	09 15 000 6224	 <table border="1" data-bbox="997 1635 1452 1803"> <thead> <tr> <th>Conductor cross-section</th> <th>ø</th> <th>Stripping length</th> </tr> </thead> <tbody> <tr> <td>0.14-0.37 mm² AWG 26-22</td> <td>0.9 mm</td> <td>8 mm</td> </tr> <tr> <td>0.5 mm² AWG 20</td> <td>1.1 mm</td> <td>8 mm</td> </tr> <tr> <td>0.75 mm² AWG 18</td> <td>1.3 mm</td> <td>8 mm</td> </tr> <tr> <td>1 mm² AWG 18</td> <td>1.45 mm</td> <td>8 mm</td> </tr> <tr> <td>1.5 mm² AWG 16</td> <td>1.75 mm</td> <td>8 mm</td> </tr> <tr> <td>2.5 mm² AWG 14</td> <td>2.25 mm</td> <td>6 mm</td> </tr> </tbody> </table>	Conductor cross-section	ø	Stripping length	0.14-0.37 mm ² AWG 26-22	0.9 mm	8 mm	0.5 mm ² AWG 20	1.1 mm	8 mm	0.75 mm ² AWG 18	1.3 mm	8 mm	1 mm ² AWG 18	1.45 mm	8 mm	1.5 mm ² AWG 16	1.75 mm	8 mm	2.5 mm ² AWG 14	2.25 mm	6 mm
	Conductor cross-section	ø	Stripping length																						
	0.14-0.37 mm ² AWG 26-22	0.9 mm	8 mm																						
	0.5 mm ² AWG 20	1.1 mm	8 mm																						
	0.75 mm ² AWG 18	1.3 mm	8 mm																						
	1 mm ² AWG 18	1.45 mm	8 mm																						
1.5 mm ² AWG 16	1.75 mm	8 mm																							
2.5 mm ² AWG 14	2.25 mm	6 mm																							
0.5	09 15 000 6123	09 15 000 6223																							
0.75	09 15 000 6125	09 15 000 6225																							
1	09 15 000 6122	09 15 000 6222																							
1.5	09 15 000 6121	09 15 000 6221																							
2.5	09 15 000 6126	09 15 000 6226																							
Han D®, Han DD®, Han® DDD, Coding pin  Only for crimp termination With loss of one contact		09 33 000 9915		